

An architectural rendering of the Orlando Events Center, a large modern building with a glass facade. The word "ORLANDO" is visible on the building's exterior. A large crowd of people is gathered in the foreground plaza. The sky is bright and cloudy.

Orlando Events Center Blueprint Achievement

Orlando Events Center

The Blueprint Initiative is defined within “Exhibit E” of the Project Construction Agreement (PCA) between the City of Orlando and the ECDLLC (Project Developer).

In Summary, the following key initiatives are a part of the overall plan:

EXHIBIT E

Blueprint Initiative

Use good faith efforts to achieve the following Goals:

1. Contracts Awards - 18% MBE & 6% WBE
2. Aggregate Group Employment Levels
18% MBE & 6% WBE
3. Comply with City Living Wage Policy (\$8.50 per hour) & Davis-Bacon wage policy when higher.
4. 1 apprentice for every 9 journeymen
5. Workforce Development Program – Require contractors to post new job listing with the Workforce Development Agency

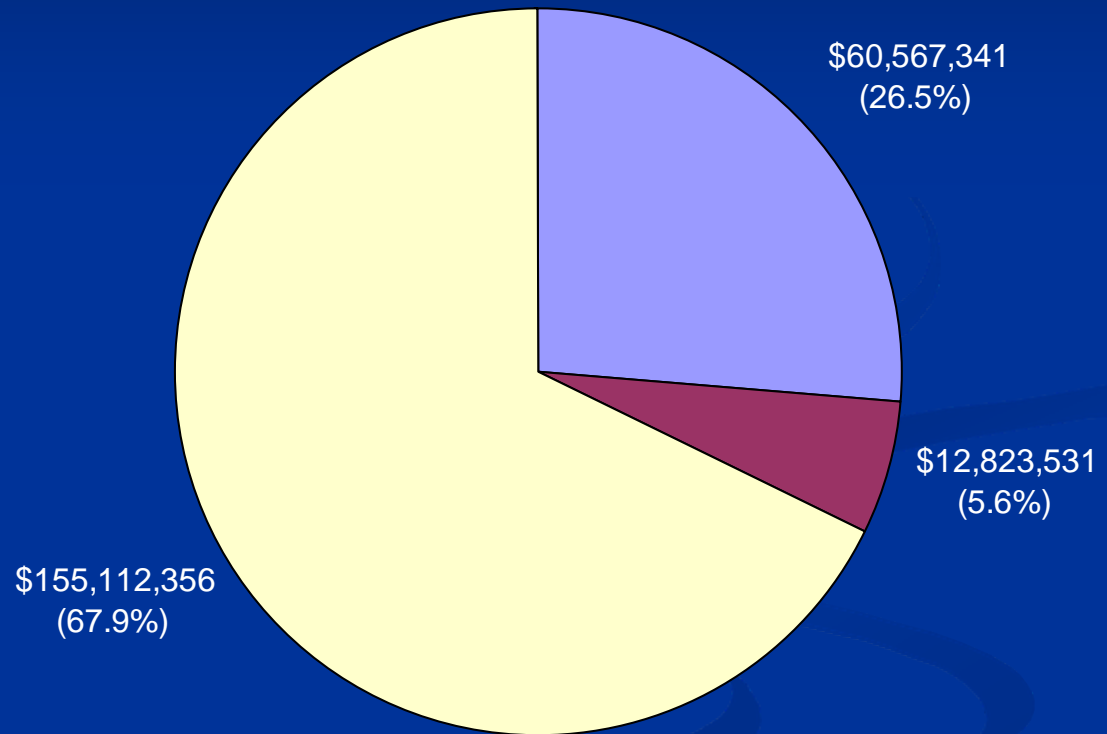
Project Budget Overview

■ Total Project Budget	\$382,325,000
■ Committed to-date	\$328,857,046
■ Total Awards to-date	\$228,503,228
■ Uncommitted Dollars	\$ 53,467,954

Blueprint Initiative

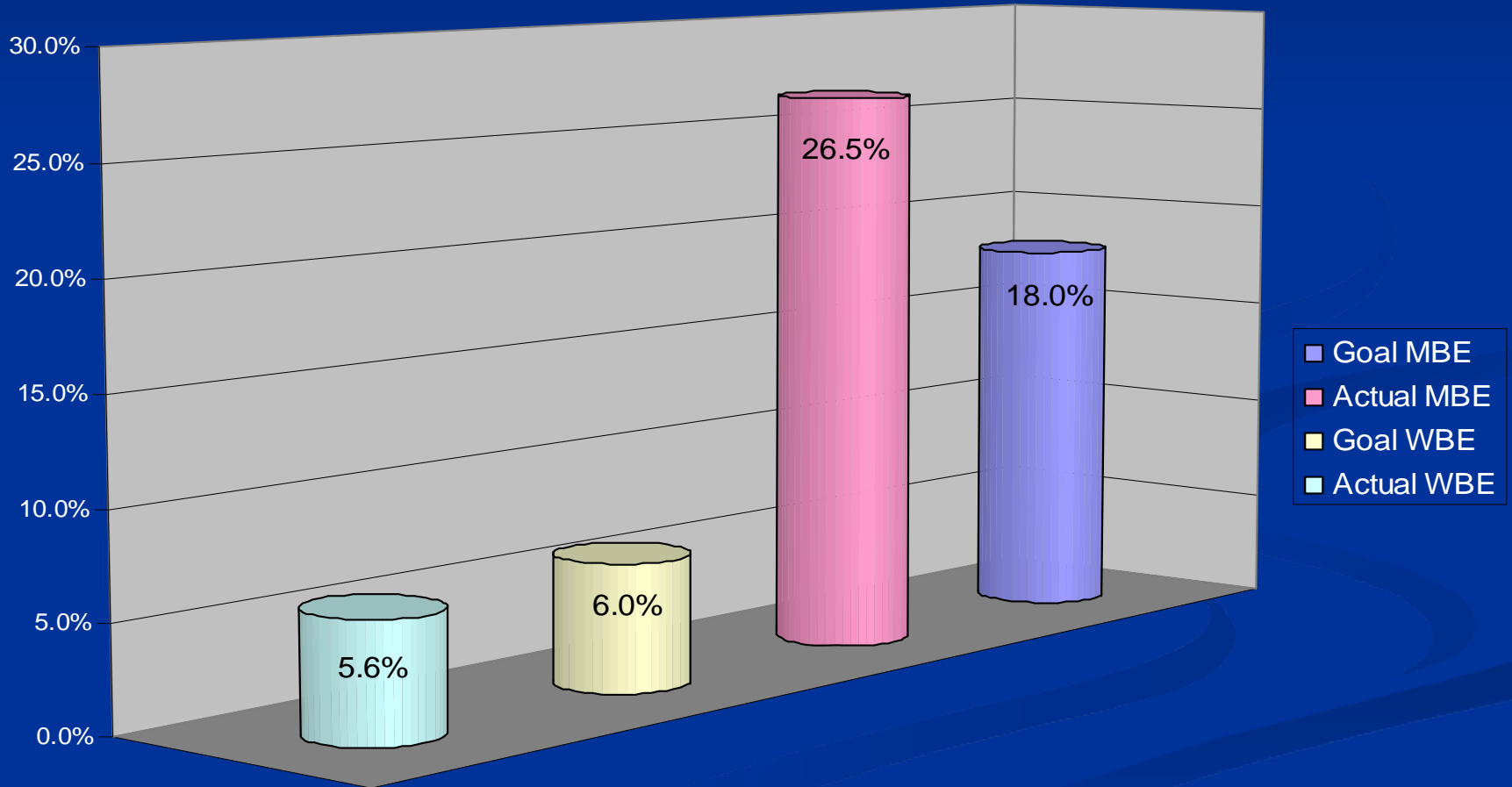
Contract Award Goal vs. Actual 1/31/09

- M/WBE Goal 24%
- Awarded to date
\$228,503,228
- M/WBE awarded
\$ 73,390,872
 - Total awards to MBE's
\$60,567,341
 - Total awards to WBE's
\$12,823,531
- M/WBE Dollar
Participation
32.1%



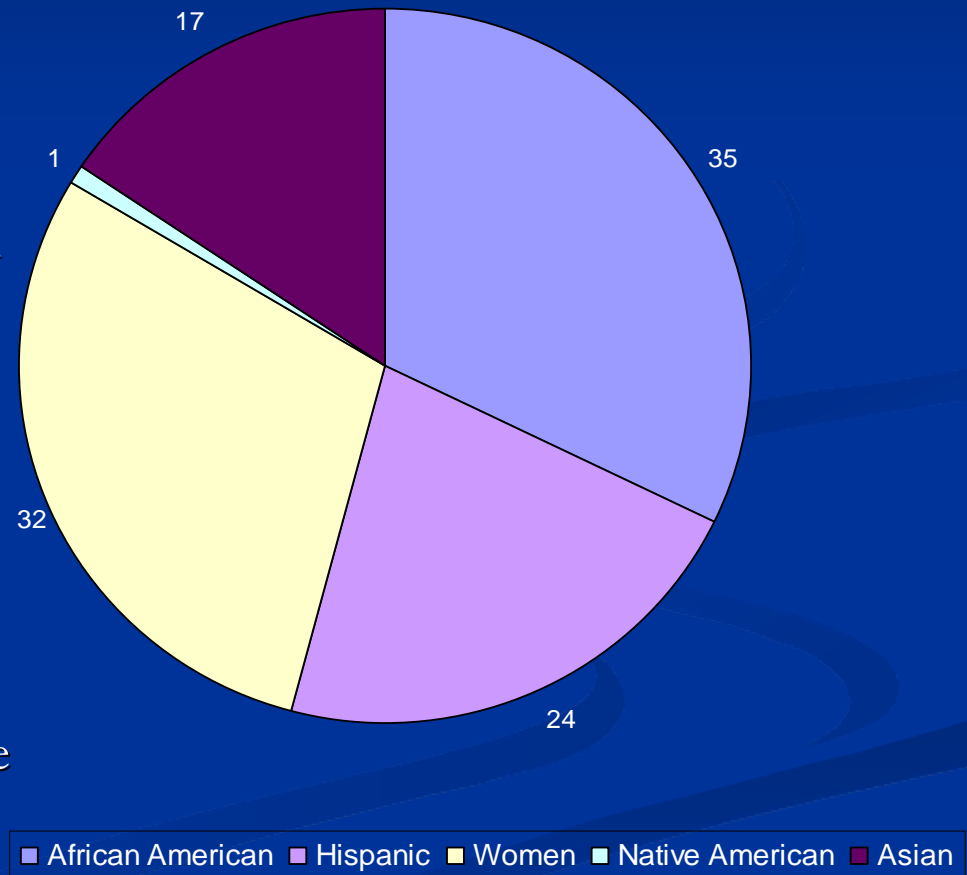
■ MBE ■ WBE ■ Non-M/WBE

M/WBE Goal vs. Actual Dollar Participation as of 1/31/09



Contract Awards to M/WBE'S as of 1/31/09

- M/WBE participation achieved:
 - 35 African American Owned Companies
 - 24 Hispanic American Owned Companies
 - 32 Women Owned Companies
 - 17 Asian American Owned Companies
 - 1 Native American Owned Company
 - 10 Unbundled contracts vs the goal of 18



Workforce and Apprenticeship Goals

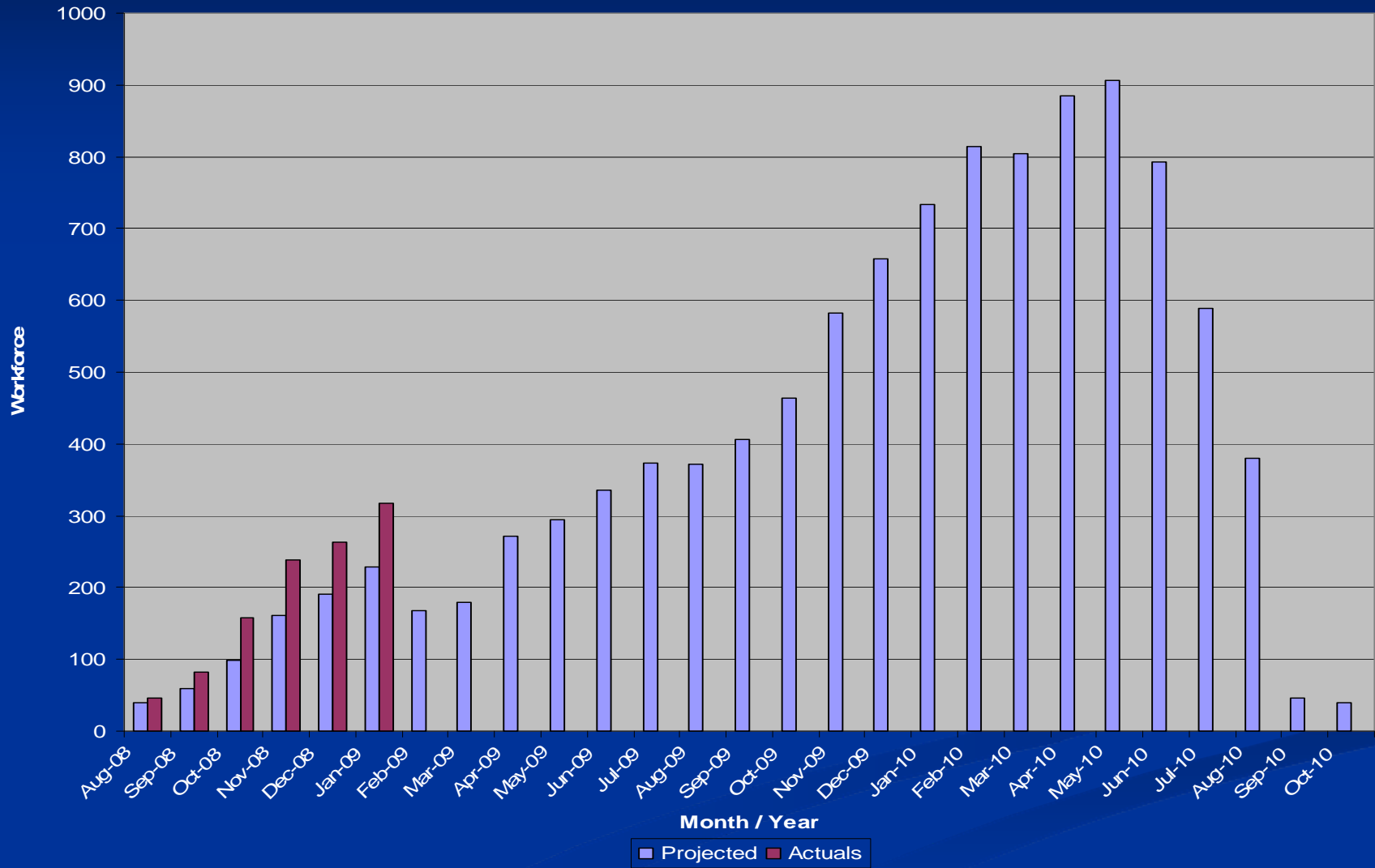
- Minority & Women Workforce Goals 24%
 - Minorities 18%
 - Women 6%

- Apprenticeship Program Goal 1:9
 - (1 Apprentice for every 9 Journeymen)

Direct Workforce Project Projections

- Total Projection of Workers 1600
- Peak Workforce Projections 900
- Average Daily Employment Impact Projection 363

Workforce Projections



Workforce & Apprenticeship Goals Achieved

- Workforce Goals Achieved with Minorities & Women 82%
 - Trade Contractors on Orlando Events Center 27
 - Total Man-hours performed by Individuals 37,831
 - Total Man-hours performed by Minorities & Women 31,126
 - New Hires through Workforce Central Florida 37
 - Apprentices worked on Project to-date 28