

Budget-in-Brief

Table of Contents

Introduction	2
City Profile	3
City Organization Chart	4
Employee Population per Thousand City Population	5
City Staffing Summary	6
Approved Personnel Additions	7
Graph of Community Service Organization Funding by Focus Care	8
Community Service Organizations	9
Comparison of General Fund Sources and Uses	11
Graph of General Fund Revenues by Source	12
Graph of General Fund Uses by Department	13
Graph of Departmental Operating Budgets—All Funds	14
Graph of Capital Improvement Budget by Function	16
Fund Revenue Comparison by Fiscal Year	17
Fund Expenditure Comparison by Fiscal Year	19
Revenue by Major Source	22
Appropriation by Major Object Code	24
Changes in Fund Balances	26

Mission Statement:

Serving Orlando with innovation, responsiveness, knowledge, courtesy and professionalism.

Department Identifier:

- Executive Offices
- Economic Development
- Families, Parks & Recreation
- Finance
- Fire
- General Administration
- Housing
- Mgmt., Budget & Accounting
- Police
- Public works
- Special Funds

Budget-in-Brief

INTRODUCTION

The 2003/2004 budget demonstrates the City of Orlando's commitment to provide quality service to our citizens while continuing to do more with less; an effort which is both efficient and effective. To accomplish this goal requires controlling costs without compromising the current level of customer service. Measuring performance and evaluating results indicates the extent of achievement of objectives and is the foundation of the program budget.

The following Budget-In-Brief is a summary of the budget document. The information and analysis in the charts and tables within this section provides a comprehensive overview of the 2003/2004 operating budget

Mission Statement:

Serving Orlando with innovation, responsiveness, knowledge, courtesy and professionalism.

Department Identifier:

Executive Offices
 Economic Development
 Families, Parks & Recreation
 Finance
 Fire
 General Administration
 Housing
 Mgmt., Budget & Accounting
 Police
 Public works
 Special Funds

Budget-in-Brief

PROFILE

Date of Incorporation	July 31, 1875
City Charter Adopted	February 4, 1885
Form of Government	Mayor/Council
Area of City	107.04 square miles
Population (projected 2003/2004)	202,860
Streets, Sidewalks and Bicycle Facilities (as of 8/30/03):	
Streets - paved	594.19 miles
Streets - unpaved	2.27 miles
Streets - brick	53.57 miles
Sidewalks	511.46 miles
Off Road Bicycle Facilities	8.4 miles
On Street Bicycle Lanes	99.5 miles
Local Street Bike Routes	49.3 miles
Families, Parks and Recreation:	
Neighborhood Recreation Centers, Special Facilities & Senior Centers	20
Swimming Pools	9
Parks	103
Lakes	89
Fire Protection:	
Stations	14
Engine Companies	15
Tower Ladder Companies	4
Rescue Companies	8
Urban Search & Rescue Unit	1
Dive Rescue Unit	1
Hazardous Material Unit	1
Woods Trucks	4
Air & Light Unit	1
Command Vehicles	5
Boats/Jet Skis	4
Police Protection:	
Stations, Substations and Special Team Offices	18
Horse Patrols	7
Vehicular Patrol Units - patrol cars	486
- unmarked cars	182
- motorcycles	35
- other vehicles	35
- bicycles	72

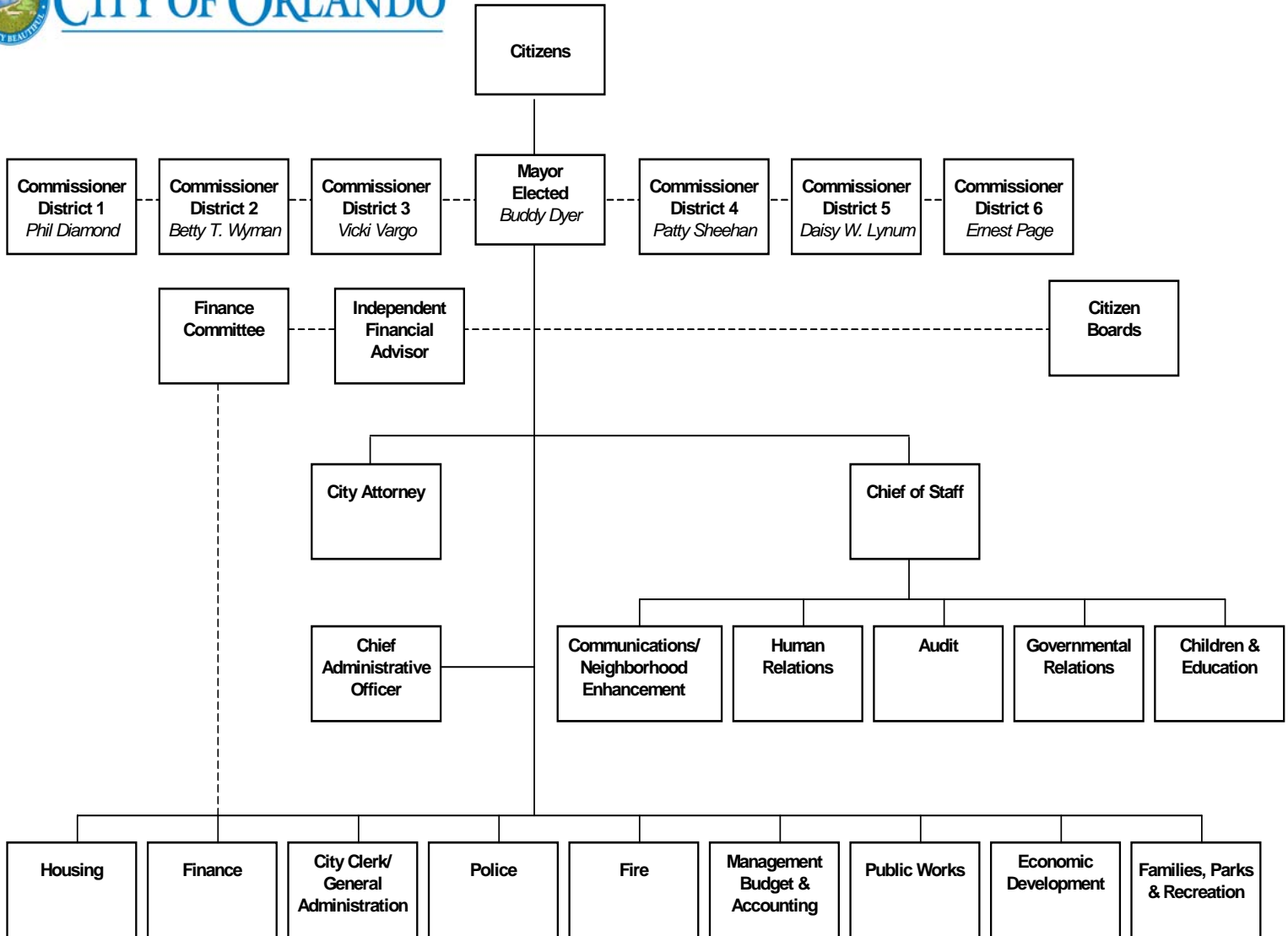
Mission Statement:

Serving Orlando with innovation, responsiveness, knowledge, courtesy and professionalism.

Department Identifier:

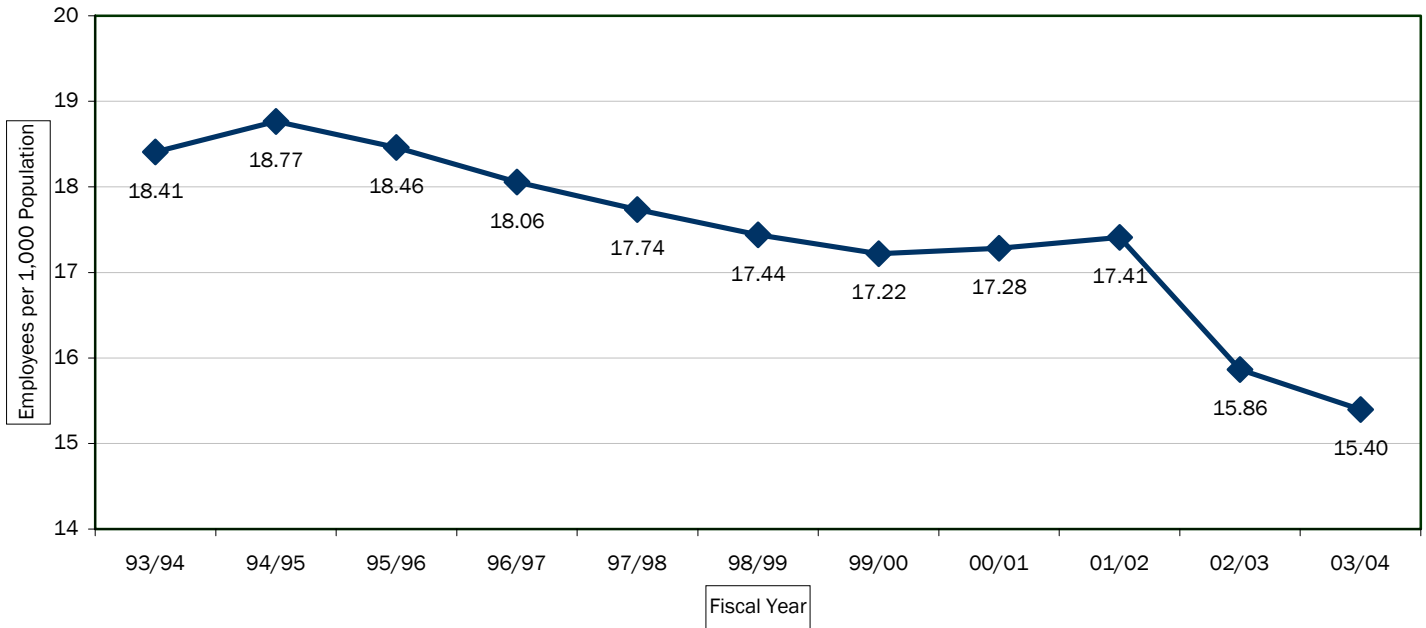
- Executive Offices
- Economic Development
- Families, Parks & Recreation
- Finance
- Fire
- General Administration
- Housing
- Mgmt., Budget & Accounting
- Police
- Public works
- Special Funds

Budget-in-Brief



Budget-in-Brief

Employee Population per Thousand City Population



Fiscal Year	93/94	94/95	95/96	96/97	97/98	98/99	99/00	00/01	01/02	02/03	03/04
Employees	3,144	3,196	3,196	3,185	3,187	3,191	3,179	3,214	3,282	3,092	3,108
City Population	170,780	170,307	173,122	176,373	179,698	182,986	184,639	185,951	188,494	194,913	201,851

Budget-in-Brief



Mission Statement:

Serving Orlando with innovation, responsiveness, knowledge, courtesy and professionalism.

Department Identifier:

- Executive Offices
- Economic Development
- Families, Parks & Recreation
- Finance
- Fire
- General Administration
- Housing
- Mgmt., Budget & Accounting
- Police
- Public works
- Special Funds

STAFFING TABLE
CITY OF ORLANDO
FY 2003/2004

	Actual FY 2001/2002	Revised Budget FY 2002/03	Proposed FY 2003/2004	Percent of Total
SUMMARY BY DEPARTMENT				
Executive Offices	129	100	97	3.12%
Economic Development	257	221	220	7.08%
Families, Parks & Recreation	301	255	278	8.94%
Finance	26	22	18	0.58%
Fire	464	494	507	16.31%
General Administration	331	268	254	8.17%
Housing	19	18	18	0.58%
Management, Budget & Accounting	38	33	32	1.03%
Police	975	987	990	31.86%
Public Works	738	690	690	22.20%
Central Florida Fire Academy	4	4	4	0.13%
TOTAL CITY OF ORLANDO	3,282	3,092	3,108	100.00%

	Actual	Revised	Proposed	Percent
SUMMARY BY FUND				
General	2,450	2,333	2,436	78.38%
Wastewater Revenue	246	212	217	7.00%
Solid Waste	120	118	119	3.83%
Parking System Revenue	86	88	88	2.83%
Orlando Centroplex	77	69	69	2.22%
Fleet Management	59	49	49	1.58%
Leu Gardens Trust	27	24	24	0.77%
Stormwater Utility	23	22	22	0.71%
Supplemental Staff (RAP Team)	0	20	20	0.64%
Community Development Block Grant	12	13	12	0.39%
Risk Management	13	10	12	0.39%
Community Redevelopment Agency	9	9	8	0.26%
Civic Facilities Authority Revenue	8	7	7	0.23%
Downtown Development Board	6	6	6	0.19%
Central Florida Fire Academy	4	4	4	0.13%
Transportation Grant	3	3	3	0.10%
After School All Stars	2	2	2	0.06%
Local Housing Assistance Trust	2	2	2	0.06%
Cemetery Trust	1	2	2	0.06%
Mennello Museum	1	1	2	0.06%
Home Investment Partnership Program	2	1	1	0.03%
Pension Participant Services	0	1	1	0.03%
Law Enforcement Trust	1	1	1	0.03%
Fire Pension	1	1	1	0.03%
Facilities Management	98	68	0	0.00%
Construction Management	31	26	0	0.00%
TOTAL CITY OF ORLANDO	3,282	3,092	3,108	100.00%

CITYWIDE SUMMARY		
Revised Staffing FY 2002/2003		3,092
Recommended Additional Personnel		16
Recommended Personnel Deletions		0
TOTAL CITY OF ORLANDO		3,108

Budget-in-Brief

PROPOSED ADDITIONAL PERSONNEL
FY 2003/2004

Program	#	Position Title	Pay Plan/ Level	Salary Amount
GENERAL FUND #100				
EXECUTIVE OFFICES				
119 Communications/Neighborhood Enhancement	2	Neighborhood Outreach Specialist	13	\$ 72,300
119 Communications/Neighborhood Enhancement	<u>1</u>	Neighborhood Enhancement Specialist	13	<u>36,150</u>
TOTAL DEPARTMENT	3			\$ 108,450
FIRE DEPARTMENT				
611 Fire Shift A	4	Firefighter	JFFX	\$ 145,292
612 Fire Shift B	4	Firefighter	JFFX	145,292
613 Fire Shift C	<u>5</u>	Firefighter	JFFX	<u>181,615</u>
TOTAL DEPARTMENT	13			\$ 472,199
TOTAL GENERAL FUND	16			\$ 580,649

Mission Statement:

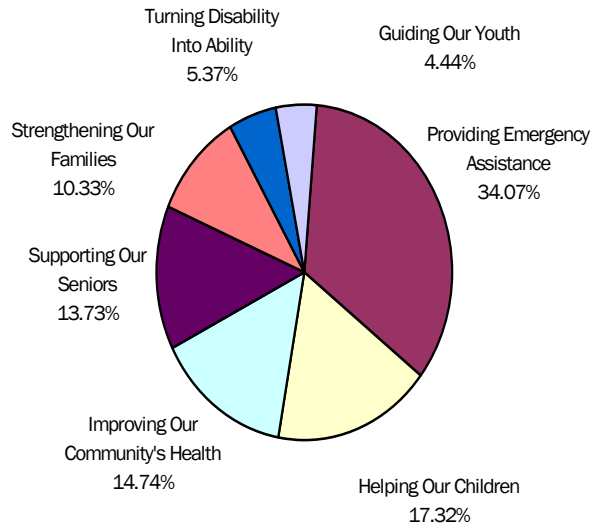
Serving Orlando with innovation, responsiveness, knowledge, courtesy and professionalism.

Department Identifier:

- Executive Offices
- Economic Development
- Families, Parks & Recreation
- Finance
- Fire
- General Administration
- Housing
- Mgmt., Budget & Accounting
- Police
- Public works
- Special Funds

Budget-in-Brief

Community Service Organization Funding by Focus Care



Focus Care Area	City Funding	% of Total
Providing Emergency Assistance	\$ 705,803	34.07%
Helping Our Children	358,867	17.32%
Improving Our Community's Health	305,233	14.74%
Supporting Our Seniors	284,377	13.73%
Strengthening Our Families	213,920	10.33%
Turning Disability Into Ability	111,225	5.37%
Guiding Our Youth	92,000	4.44%
TOTAL:	\$ 2,071,425	100.00%

Mission Statement:

Serving Orlando with innovation, responsiveness, knowledge, courtesy and professionalism.

Department Identifier:

- Executive Offices
- Economic Development
- Families, Parks & Recreation
- Finance
- Fire
- General Administration
- Housing
- Mgmt., Budget & Accounting
- Police
- Public works
- Special Funds

Budget-in-Brief

The following identifies agencies that receive City funding through the Citizens Review Panel (listed as Community Service Organizations); through City Council (listed as Other Agencies); or as pass-through grants (listed as Grant Funding).

**COMMUNITY SERVICE ORGANIZATIONS
RECOMMENDATIONS**

	Approved FY 2002/2003	Proposed FY 2003/2004	
Arnold Palmer Hospital-Sexual Trauma Recovery Center	\$ 83,711	\$ 83,711	(1)
Boys and Girls Club of Central Florida	42,000	42,000	(1)
Center for Drug Free Living	132,522	132,522	(1)
Center for Independence, Technology & Education (CITE)	52,000	52,000	
Central Florida Police Athletic League	50,000	50,000	(1)
Children's Home Society	34,700	34,700	
Christian Service Center	27,580	27,580	
Coalition for the Homeless	339,759	339,759	(1)
Community Coordinated Care for Children	358,867	358,867	
Community Services Network	111,397	111,397	
Consumer Credit Counseling Service	7,500	7,500	
Devereux Foundation, Inc.	20,700	20,700	
Guardian Care	49,877	49,877	
Harbor House (formerly Spouse Abuse)	151,867	151,867	(1)
Learning Disabilities Association of Central Florida	20,000	0	
Legal Aid Society	32,000	32,000	
Metropolitan Orlando Urban League	119,020	119,020	(1)
Quest	59,225	59,225	
Salvation Army	47,200	47,200	
Seniors First, Inc.	234,500	234,500	
Share the Care	28,000	28,000	
Shepherd's Hope	15,000	15,000	
Stepping Stone Foundation, Inc.	74,000	74,000	
Subtotal - Community Service Organizations	\$ 2,091,425	\$ 2,071,425	

OTHER AGENCIES

	Approved FY 2002/2003	Proposed FY 2003/2004	
Black Business Investment Fund	\$ 100,000	\$ 150,000	
Building Community, Inc.	50,000	0	
Citrus Sports	0	100,000	(2)
Channel 24	45,000	45,000	
Downtown Arts District	250,000	250,000	(3)
Dr. Phillips Performing Arts Center	0	20,000	(2)
Economic Development Commission	545,000	545,000	
Heart of Florida United Way	15,730	15,730	
Hispanic Business Initiative Fund	53,000	79,500	
Impact Fee Assistance Program	20,000	20,000	
M/WBE Alliance	75,000	75,000	
MetroPlan	141,371	146,185	
Mayor's Grants	225,000	168,000	
Orange Blossom Trail Development Board	105,000	84,000	
Orlando Area Sports Commission	96,724	96,724	(2)
Orlando Humane Society	20,000	20,000	
Orlando/Orange Compact	105,000	105,000	
Orlando Pre K Partnership	0	200,000	
Orlando Science Center	500,000	300,000	
Orlando-UCF Shakespeare Festival	200,000	0	
UCF Civic Theatre	200,000	0	
United Arts of Central Florida	471,235	471,235	
Subtotal - Other Agencies	\$ 3,218,060	\$ 2,891,374	

Funding provided by the General Fund unless otherwise noted.
 (1) Funded via Federal Asset Sharing Trust Fund - total \$918,879.
 (2) Funded via Utilities Services Tax Fund - total \$216,724.
 (3) FY 03/04 carryover of FY 02/03 funding.

Continued on next page

Mission Statement:

Serving Orlando with innovation, responsiveness, knowledge, courtesy and professionalism.

Department Identifier:

- Executive Offices
- Economic Development
- Families, Parks & Recreation
- Finance
- Fire
- General Administration
- Housing
- Mgmt., Budget & Accounting
- Police
- Public works
- Special Funds

Budget-in-Brief



Mission Statement:

Serving Orlando with innovation, responsiveness, knowledge, courtesy and professionalism.

Department Identifier:

- Executive Offices
- Economic Development
- Families, Parks & Recreation
- Finance
- Fire
- General Administration
- Housing
- Mgmt., Budget & Accounting
- Police
- Public works
- Special Funds

**COMMUNITY SERVICE ORGANIZATIONS
RECOMMENDATIONS
GRANT FUNDING**

	Approved FY 2002/2003	Proposed FY 2003/2004
<u>Community Development Block Grant</u>		
BETA - Rehabilitation of BETA House Shelter	\$ 206,000	\$ -
Center for Drug Free Living - Gore St.	95,689	-
Center for Independent Living - Home Modifications	25,000	25,000
Frontline Outreach Gym Renovation	120,395	-
Seniors First H.E.A.R.T. Program	122,000	150,000
Subtotal - Community Development Block Grant	<u>569,084</u>	<u>175,000</u>
<u>Emergency Shelter Grant</u>		
Coalition for the Homeless	72,730	70,000
Health Care for the Homeless	12,270	-
Salvation Army	-	14,000
Subtotal - Emergency Shelter Grant	<u>85,000</u>	<u>84,000</u>
<u>Housing Opportunities for Persons With Aids (HOPWA) Grant</u>		
Short term rental, mortgage and utility assistance	978,238	907,200
Tenant based rental assistance	489,119	453,600
Supportive services	635,854	584,892
Facility based housing	342,383	327,600
Subtotal - HOPWA Grant	<u>2,445,594</u>	<u>2,273,292</u>
Total Grant Funding	<u>\$ 3,099,678</u>	<u>\$ 2,532,292</u>
TOTAL - ALL FUNDING	<u>\$ 8,409,163</u>	<u>\$ 7,515,091</u>

HOPWA funding is administered by the Health Council for East Central Florida, Inc. and providers are selected through a Request for Proposal process. Providers have included AIDS Resource Alliance, Center for Drug Free Living, Miracle of Love, St. Francis House and Transition House.

Budget-in-Brief

PROPOSED
GENERAL FUND
Comparison of Sources and Uses by Fiscal Year

REVENUES	ACTUAL	REVISED	PROPOSED	2003/2004	NET	%
	Fy 2001/2002	Fy 2002/2003	Fy 2003/2004	% TOTAL	CHANGE	CHANGE
AD VALOREM TAXES	\$ 68,620,497	\$ 72,544,207	\$ 76,831,480	29.96%	\$ 4,287,273	5.91%
UTILITY TAXES	35,612,730	36,500,000	37,500,000	14.62%	1,000,000	2.74%
FRANCHISE AND OTHER	21,725,686	22,323,954	23,112,985	9.01%	789,031	3.53%
LICENSES AND PERMITS	5,473,964	4,993,000	5,417,000	2.11%	424,000	8.49%
FEDERAL/STATE	36,866,689	40,875,102	37,477,887	14.61%	(3,397,215)	(8.31%)
LOCAL	28,939,293	29,160,639	31,660,000	12.34%	2,499,361	8.57%
CHARGES FOR SERVICES	20,294,331	21,567,460	26,904,096	10.49%	5,336,636	24.74%
FINES AND FORFEITURES	1,805,874	1,854,000	1,815,300	0.71%	(38,700)	(2.09%)
MISCELLANEOUS REVENUE	11,663,304	15,525,800	12,726,204	4.96%	(2,799,596)	(18.03%)
NONOPERATING REVENUE	2,301,225	16,113,762	3,102,864	1.21%	(13,010,898)	(80.74%)
	<u>\$ 233,303,593</u>	<u>\$ 261,457,924</u>	<u>\$ 256,547,816</u>	<u>100.00%</u>	<u>(\$4,910,108)</u>	<u>(1.88%)</u>

APPROPRIATIONS By Department	ACTUAL	REVISED	PROPOSED	2003/2004	NET	%
	Fy 2001/2002	Fy 2002/2003	Fy 2003/2004	% TOTAL	CHANGE	CHANGE
EXECUTIVE OFFICES	\$ 10,806,335	\$ 11,371,056	\$ 10,056,431	3.92%	(\$1,314,625)	(11.56%)
ECONOMIC DEVELOPMENT	10,218,419	11,791,409	11,367,740	4.43%	(423,669)	(3.59%)
FAMILIES, PARKS & REC.	22,948,114	27,120,792	21,065,491	8.21%	(6,055,301)	(22.33%)
FINANCE	1,152,958	1,287,280	1,588,222	0.62%	300,942	23.38%
FIRE	43,261,223	46,329,195	49,295,223	19.21%	2,966,028	6.40%
GENERAL ADMINISTRATION	15,660,368	16,124,004	20,116,600	7.84%	3,992,596	24.76%
HOUSING	288,937	261,106	258,854	0.10%	(2,252)	(0.86%)
MGMT., BUDGET & ACCTG.	2,389,366	2,364,585	2,376,745	0.93%	12,160	0.51%
POLICE	78,610,629	87,994,709	86,268,003	33.63%	(1,726,706)	(1.96%)
PUBLIC WORKS	20,018,743	21,541,729	22,964,342	8.95%	1,422,613	6.60%
NONDEPARTMENTAL	41,476,965	35,272,059	31,190,165	12.15%	(4,081,894)	(11.57%)
	<u>\$ 246,832,057</u>	<u>\$ 261,457,924</u>	<u>\$ 256,547,816</u>	<u>100.00%</u>	<u>(\$4,910,108)</u>	<u>(1.88%)</u>

By Major Category	ACTUAL	REVISED	PROPOSED	2003/2004	NET	%
	Fy 2001/2002	Fy 2002/2003	Fy 2003/2004	% TOTAL	CHANGE	CHANGE
SALARIES & BENEFITS	\$ 156,868,833	\$ 170,178,105	\$ 175,930,679	68.57%	\$ 5,752,574	3.38%
OPERATING COSTS	31,033,871	32,620,203	30,443,992	11.87%	(2,176,211)	(6.67%)
INTERNAL SERVICES	25,816,298	27,975,189	24,561,153	9.57%	(3,414,036)	(12.20%)
CAPITAL & NONOPERATING	27,864,525	24,909,053	18,962,767	7.39%	(5,946,286)	(23.87%)
DEBT SERVICE	5,248,530	5,775,374	6,649,225	2.59%	873,851	15.13%
	<u>\$ 246,832,057</u>	<u>\$ 261,457,924</u>	<u>\$ 256,547,816</u>	<u>100.00%</u>	<u>(\$4,910,108)</u>	<u>(1.88%)</u>

Mission Statement:

Serving Orlando with innovation, responsiveness, knowledge, courtesy and professionalism.

Department Identifier:

- Executive Offices
- Economic Development
- Families, Parks & Recreation
- Finance
- Fire
- General Administration
- Housing
- Mgmt., Budget & Accounting
- Police
- Public works
- Special Funds

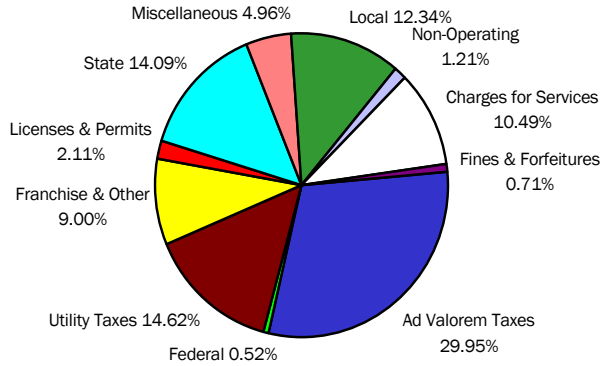
Budget-in-Brief



Mission Statement:

Serving Orlando with innovation, responsiveness, knowledge, courtesy and professionalism.

GENERAL FUND REVENUES BY SOURCE

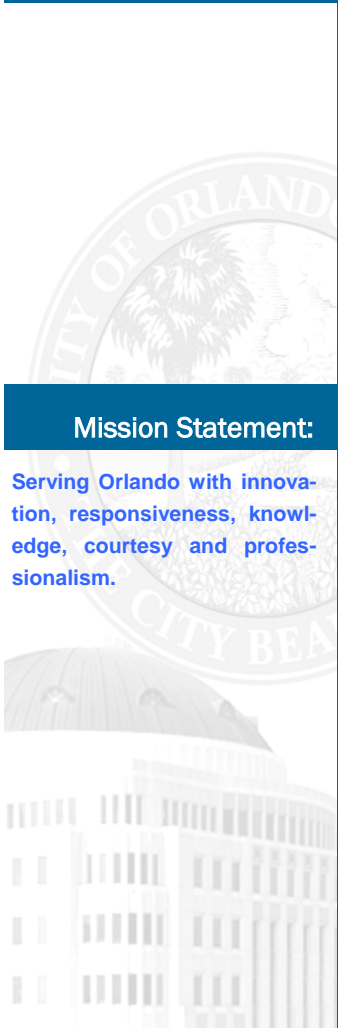


Ad Valorem Taxes	\$	76,831,480	29.95%
Utility Taxes		37,500,000	14.62%
State		36,146,618	14.09%
Local		31,660,000	12.34%
Charges for Services		26,904,096	10.49%
Franchise & Other		23,112,985	9.00%
Miscellaneous		12,726,204	4.96%
Licenses & Permits		5,417,000	2.11%
Non-Operating		3,102,864	1.21%
Fines & Forfeitures		1,815,300	0.71%
Federal		1,331,269	0.52%
Total	\$	256,547,816	100.00%

Department Identifier:


- Executive Offices
- Economic Development
- Families, Parks & Recreation
- Finance
- Fire
- General Administration
- Housing
- Mgmt., Budget & Accounting
- Police
- Public works
- Special Funds

Budget-in-Brief



Mission Statement:

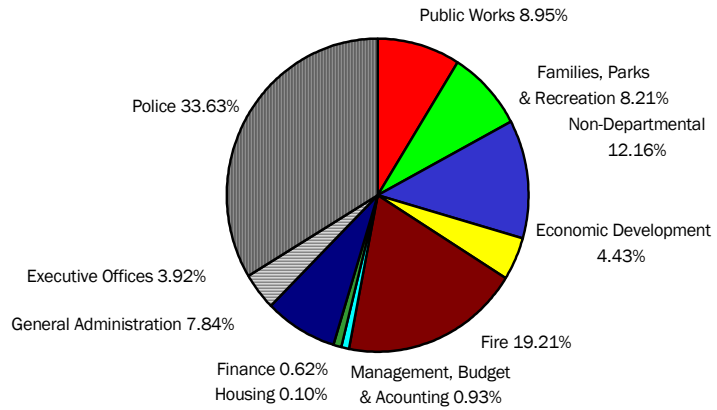
Serving Orlando with innovation, responsiveness, knowledge, courtesy and professionalism.



Department Identifier:

- Executive Offices
- Economic Development
- Families, Parks & Recreation
- Finance
- Fire
- General Administration
- Housing
- Mgmt., Budget & Accounting
- Police
- Public works
- Special Funds

GENERAL FUND USES BY DEPARTMENT



Police	\$	86,268,003	33.63%
Fire		49,295,223	19.21%
Non-Departmental		31,190,165	12.16%
Public Works		22,964,342	8.95%
Families, Parks & Recreation		21,065,491	8.21%
General Administration		20,116,600	7.84%
Economic Development		11,367,740	4.43%
Executive Offices		10,056,431	3.92%
Mgmt., Budget & Accounting		2,376,745	0.93%
Finance		1,588,222	0.62%
Housing		258,854	0.10%
Total	\$	256,547,816	100.00%

Budget-in-Brief

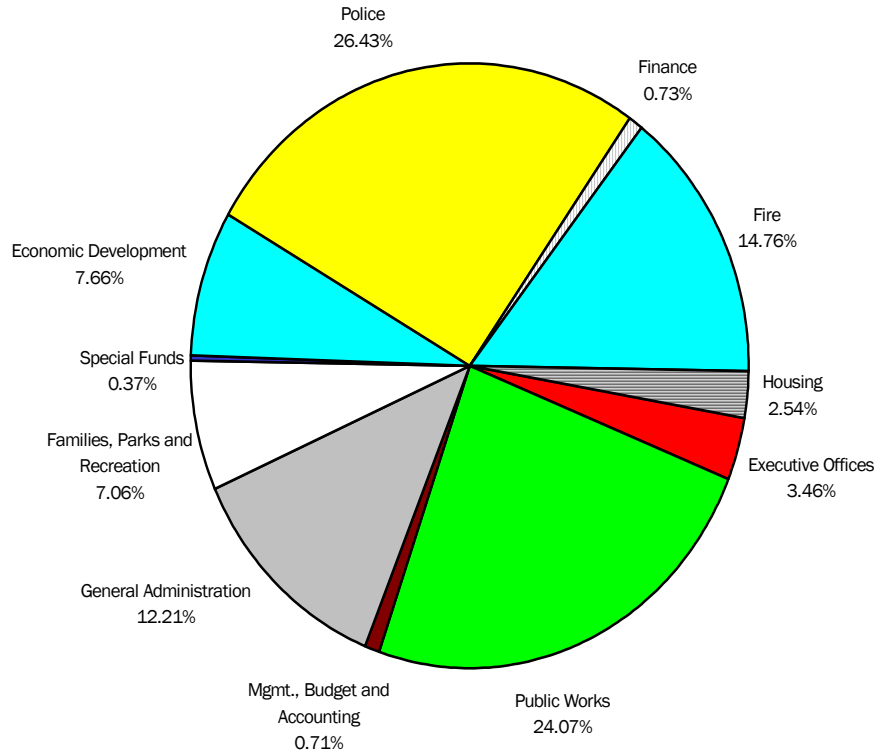
Mission Statement:

Serving Orlando with innovation, responsiveness, knowledge, courtesy and professionalism.

Department Identifier:

- Executive Offices
- Economic Development
- Families, Parks & Recreation
- Finance
- Fire
- General Administration
- Housing
- Mgmt., Budget & Accounting
- Police
- Public works
- Special Funds

DEPARTMENTAL OPERATING BUDGETS - ALL FUNDS



Budget-in-Brief

Mission Statement:

Serving Orlando with innovation, responsiveness, knowledge, courtesy and professionalism.


Department Identifier:

- Executive Offices
- Economic Development
- Families, Parks & Recreation
- Finance
- Fire
- General Administration
- Housing
- Mgmt., Budget & Accounting
- Police
- Public works
- Special Funds

DEPARTMENTAL OPERATING BUDGETS - ALL FUNDS

	Department	Department Budget	% of Department
	Total	by Fund	Budget
Police	\$ 88,413,305		
General Fund		\$ 86,268,003	97.58%
Law Enforcement Training Fund		497,500	0.56%
911 Emergency Telephone System Fund		337,865	0.38%
Contraband Forfeiture Trust Funds		1,309,937	1.48%
Public Works	80,498,732		
General Fund		22,964,342	28.53%
Wastewater Fund		28,480,421	35.37%
Parking System Fund		6,341,763	7.88%
Stormwater Utility Fund		5,479,931	6.81%
Solid Waste Fund		16,341,974	20.30%
Supplemental Staff Fund		890,301	1.11%
Fire	49,381,573		
General Fund		49,295,223	99.83%
911 Emergency Telephone System Fund		86,350	0.17%
General Administration	40,841,353		
General Fund		20,116,600	49.25%
Fleet Management Fund		19,834,845	48.57%
Risk Management Fund		380,362	0.93%
Cemetery Trust Fund		509,546	1.25%
Economic Development	25,634,986		
General Fund		11,367,740	44.35%
Orlando Centroplex Fund		9,723,799	37.93%
Civic Facilities Authority Fund		2,590,558	10.11%
Community Redevelopment Agency		903,482	3.52%
Downtown Development Board		1,049,407	4.09%
Families, Parks and Recreation	23,602,297		
General Fund		21,065,491	89.25%
Leu Gardens Trust Fund		2,136,428	9.05%
After School All Stars Fund		400,378	1.70%
Executive Offices	11,568,503		
General Fund		11,056,431	95.57%
Mennello Museum Fund		512,072	4.43%
Housing	8,497,613		
General Fund		258,854	3.05%
CDBG Fund		2,711,000	31.89%
HOME Investment Partnership Fund		1,474,151	17.35%
HOPWA Grant Fund		2,520,000	29.66%
Local Housing Assistance Trust Fund		1,533,608	18.05%
Finance	2,432,509		
General Fund		1,588,222	65.29%
Pension Fund		187,738	7.72%
Risk Management Fund		598,734	24.61%
Pension Participant Services Fund		57,815	2.38%
Management, Budget and Accounting	2,376,745		
General Fund		2,376,745	100.00%
Subtotal - City of Orlando	\$ 333,247,616		
Special Funds	1,250,992		
Central Florida Fire Academy		1,190,992	95.20%
CFFA Conferencing & Seminars		60,000	4.80%
Total	\$ 334,498,608		

Budget-in-Brief



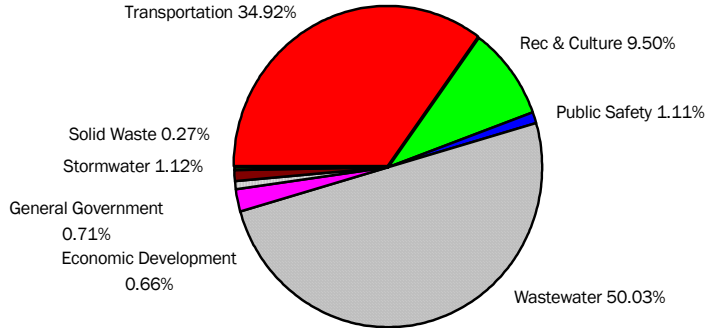
Mission Statement:

Serving Orlando with innovation, responsiveness, knowledge, courtesy and professionalism.

Department Identifier:

- Executive Offices
- Economic Development
- Families, Parks & Recreation
- Finance
- Fire
- General Administration
- Housing
- Mgmt., Budget & Accounting
- Police
- Public works
- Special Funds

**CAPITAL IMPROVEMENT BUDGET
FY 2003/2004**



Wastewater	\$	105,753,309	50.03%
Transportation		73,808,096	34.92%
Recreation & Culture		20,109,270	9.50%
Economic Development		4,945,000	2.34%
Stormwater		2,362,517	1.12%
Public Safety		2,340,000	1.11%
General Government		1,499,000	0.71%
Solid Waste		<u>576,124</u>	<u>0.27%</u>
Total	\$	<u>211,393,316</u>	100.00%
Repair/Rehab/Replacement - CIP Fund	\$	3,500,000	
Other - CIP Fund		1,500,000	
Other Funds		<u>206,393,316</u>	
Total	\$	<u>211,393,316</u>	

Budget-in-Brief

FUND REVENUE COMPARISON BY FISCAL YEAR

Fund	FY 2001/2002 Actual Revenues	FY 2002/2003 Revised Budget	FY 2003/2004 Proposed Budget
General Fund	\$ 233,303,593	\$ 261,457,924	\$ 256,547,816
<u>SPECIAL REVENUE</u>			
Law Enforcement Training Fund	286,835	247,500	497,500
Community Development Block Grant Fund	1,602,316	5,365,360	2,711,000
Local Housing Assistance Trust Fund	1,859,128	6,006,616	1,533,608
HOME Investment Partnership Fund	1,213,575	3,737,780	1,474,151
HOPWA Grant Fund	1,507,501	5,664,904	2,520,000
HUD Homeless Grant Fund	65,943	171,000	84,000
Transportation Impact Fee Funds	4,528,682	9,411,213	1,356,029
Utility Services Tax Fund	40,004,796	37,676,000	42,500,000
OCPS - Crossing Guard Fund	384,020	450,000	455,000
Transportation Grant Fund	1,919,429	2,049,473	1,915,597
Gas Tax Fund	18,674,984	36,370,751	8,696,622
Community Redevelopment Agency Fund	11,871,878	10,910,929	6,466,096
Downtown Development Board Fund	1,854,999	2,201,879	2,027,261
Code Enforcement Board Lien Assessment Fund	419,801	368,360	375,468
Harry P. Leu Gardens Trust Fund	2,799,203	2,586,262	2,136,428
Mennello Museum Fund	519,750	539,434	512,072
Contraband Forfeiture Trust Funds	189,068	175,129	1,309,937
Cemetery Trust Fund	258,946	503,448	509,546
CRA Trust Funds	17,144,051	18,795,749	19,507,684
After School All Stars	228,427	198,000	400,378
911 Emergency Telephone System Fund	535,736	442,000	424,215
Special Assessments Fund	711,328	366,157	113,106
<u>DEBT SERVICE</u>			
CRA Debt Service - Republic Drive	48,233,160	4,685,226	5,003,565
CRA Debt Service - Conroy Road	2,418,203	1,812,290	1,739,314
CRA Debt Service - 2002 Refunding	11,791,734	1,152,191	1,150,191
Parking Facility Revenue Bonds Fund	3,787,357	3,741,470	3,739,650
Wastewater Revenue Bond Funds	9,868,961	11,271,892	16,009,569
CRA Debt Service - Internal Loan Fund	3,729,247	1,972,805	2,432,114
<u>CAPITAL PROJECTS</u>			
Capital Improvement Fund	24,930,924	57,673,616	5,000,000
FY 03/04 Construction	0	0	24,899,000
CNL R&R	123,026	30,000	30,000
Center for Arts & Education	153,869	153,468	172,777
Wastewater Construction Funds	12,275,910	37,903,517	5,050,000
Wastewater R & R Fund	3,840,805	10,055,707	1,253,040
<u>ENTERPRISE</u>			
Parking System Revenue Fund	9,883,031	10,994,819	9,789,760
Centroplex Fund	11,239,947	12,623,113	12,081,595
Arena Concessionaire Fund	6,556,107	7,907,116	7,111,920
Sports Complex Concession Fund	1,333,719	1,230,404	1,301,645
Solid Waste Fund	16,034,158	17,246,253	17,835,682
Stormwater Utility Fund	14,855,736	22,157,447	11,503,855
Wastewater Revenue Fund	31,716,322	41,174,784	37,524,031
Wastewater Impact Fee Reserve Fund	12,099,426	16,825,808	11,510,881
<u>INTERNAL SERVICE</u>			
Fleet Management Fund	15,661,643	13,999,022	11,571,681
Fleet Replacement Funds	10,730,346	13,336,283	9,576,837
Facilities Management Fund	9,895,430	8,587,960	0
Risk Management Fund	13,839,687	15,321,624	15,826,185
Construction Management Fund	2,600,301	2,964,815	0
Supplemental City Staff	0	0	890,301
Pension Participant Services	0	34,020	57,815
Internal Loan Fund	5,569,901	14,455,999	16,892,929

Continued on next page

Mission Statement:

Serving Orlando with innovation, responsiveness, knowledge, courtesy and professionalism.

Department Identifier:

- Executive Offices
- Economic Development
- Families, Parks & Recreation
- Finance
- Fire
- General Administration
- Housing
- Mgmt., Budget & Accounting
- Police
- Public works
- Special Funds

Budget-in-Brief

FUND REVENUE COMPARISON BY FISCAL YEAR

Fund	FY 2001/2002 Actual Revenues	FY 2002/2003 Revised Budget	FY 2003/2004 Proposed Budget
<u>COMPONENT UNIT</u>			
Civic Facilities Authority Revenue Fund	\$ 2,631,945	\$ 4,522,135	\$ 3,581,071
Sports Complex Facility Revenue Fund	202,465	202,776	202,424
1976 Guaranteed Entitlement Sinking Fund	240,019	1,052,776	202,424
Civic Facilities Authority Sinking Fund	382,208	1,002,281	313,613
<u>PENSION TRUST</u>			
City Pension Funds	415,437	405,280	408,774
TOTAL - CITY OF ORLANDO	\$ 628,925,013	\$ 742,192,765	\$ 588,736,157
Central Florida Fire Academy (CFFA)	1,447,493	1,008,273	1,190,992
CFFA Conferencing and Seminars	58,490	60,000	60,000
TOTAL - ALL FUNDS	<u>\$ 630,430,996</u>	<u>\$ 743,261,038</u>	<u>\$ 589,987,149</u>

Mission Statement:

Serving Orlando with innovation, responsiveness, knowledge, courtesy and professionalism.

Department Identifier:

- Executive Offices
- Economic Development
- Families, Parks & Recreation
- Finance
- Fire
- General Administration
- Housing
- Mgmt., Budget & Accounting
- Police
- Public works
- Special Funds

Budget-in-Brief

FUND EXPENDITURE COMPARISON BY FISCAL YEAR

Fund	FY 2001/2002 Actual Expenditures	FY 2002/2003 Revised Budget	FY 2003/2004 Proposed Budget
General Fund	\$ 246,832,057	\$ 261,457,924	\$ 256,547,816
<u>SPECIAL REVENUE</u>			
Law Enforcement Training Fund	162,393	247,500	497,500
Community Development Block Grant Fund	1,527,579	5,365,360	2,711,000
Local Housing Assistance Trust Fund	1,859,127	6,006,616	1,533,608
HOME Investment Partnership Fund	1,198,232	3,737,780	1,474,151
HOPWA Grant Fund	1,507,501	5,664,904	2,520,000
HUD Homeless Grant Fund	65,943	171,000	84,000
Transportation Impact Fee Funds	6,509,485	9,411,213	1,356,029
Utility Services Tax Fund	39,612,730	37,676,000	42,500,000
OCPs - Crossing Guard Fund	377,232	450,000	455,000
Transportation Grant Fund	2,326,723	2,049,473	1,915,597
Gas Tax Fund	22,171,381	36,370,751	8,696,622
Community Redevelopment Agency Fund	13,326,436	10,910,929	6,466,096
Downtown Development Board Fund	1,962,331	2,201,879	2,027,261
Code Enforcement Board Lien Assessment Fund	248,922	368,360	375,468
Harry P. Leu Gardens Trust Fund	2,959,959	2,586,262	2,136,428
Mennello Museum Fund	413,157	539,434	512,072
Contraband Forfeiture Trust Funds	351,785	175,129	1,309,937
Cemetery Trust Fund	31,881	503,448	509,546
CRA Trust Funds	17,782,589	18,795,749	19,507,684
After School All Stars	198,270	198,000	400,378
911 Emergency Telephone System Fund	424,596	424,000	424,215
Special Assessments Fund	310,510	366,157	113,106
<u>DEBT SERVICE</u>			
CRA Debt Service - Republic Drive	48,234,737	4,685,226	5,003,565
CRA Debt Service - Conroy Road	2,481,587	1,812,290	1,739,314
CRA Debt Service - 2002 Refunding	11,289,118	1,152,191	1,150,191
Parking Facility Revenue Bonds Fund	2,394,305	3,741,470	3,739,650
Wastewater Revenue Bond Funds	3,673,962	11,271,892	16,009,569
CRA Debt Service - Internal Loan Fund	3,294,121	1,972,805	2,432,114
<u>CAPITAL PROJECTS</u>			
Capital Improvement Fund	29,484,417	57,673,616	5,000,000
FY 03/04 Construction	0	0	24,899,000
CNL R&R	0	30,000	30,000
Center for Arts & Education	160,461	153,468	172,777
Wastewater Construction Funds	10,401,053	37,903,517	5,050,000
Wastewater R & R Fund	759,797	10,055,707	1,253,040
<u>ENTERPRISE</u>			
Parking System Revenue Fund	16,794,384	10,994,819	9,789,760
Centroplex Fund	14,449,892	12,623,113	12,081,595
Arena Concessionaire Fund	6,476,182	7,907,116	7,111,920
Sports Complex Concession Fund	1,348,373	1,230,404	1,301,645
Solid Waste Fund	16,414,684	17,246,253	17,835,682
Stormwater Utility Fund	10,069,644	22,157,447	11,503,855
Wastewater Revenue Fund	56,723,642	41,174,784	37,524,031
Wastewater Impact Fee Reserve Fund	10,678,875	16,825,808	11,510,881
<u>INTERNAL SERVICE</u>			
Fleet Management Fund	9,867,846	13,999,022	11,571,681
Fleet Replacement Funds	9,326,238	13,336,283	9,576,837
Facilities Management Fund	9,611,907	8,587,960	0
Risk Management Fund	13,626,275	15,321,624	15,826,185
Construction Management Fund	2,676,454	2,964,815	0
Supplemental City Staff	0	0	890,301
Pension Participant Services	0	34,020	57,815
Internal Loan Fund	5,569,901	14,455,999	16,892,929

Continued on next page

Mission Statement:

Serving Orlando with innovation, responsiveness, knowledge, courtesy and professionalism.

Department Identifier:

- Executive Offices
- Economic Development
- Families, Parks & Recreation
- Finance
- Fire
- General Administration
- Housing
- Mgmt., Budget & Accounting
- Police
- Public works
- Special Funds

Budget-in-Brief

FUND EXPENDITURE COMPARISON BY FISCAL YEAR

Fund	FY 2001/2002 Actual Expenditures	FY 2002/2003 Revised Budget	FY 2003/2004 Proposed Budget
<u>COMPONENT UNIT</u>			
Civic Facilities Authority Revenue Fund	\$ 5,785,613	\$ 4,522,135	\$ 3,581,071
Sports Complex Facility Revenue Fund	202,865	202,776	202,424
1976 Guaranteed Entitlement Sinking Fund	42,465	1,052,776	202,424
Civic Facilities Authority Sinking Fund	1,140,106	1,002,281	313,613
<u>PENSION TRUST</u>			
City Pension Funds	<u>194,271</u>	<u>405,280</u>	<u>408,774</u>
TOTAL - CITY OF ORLANDO	\$ 665,333,994	\$ 742,192,765	\$ 588,736,157
Central Florida Fire Academy	1,665,429	1,008,273	1,190,992
CFFA Conferencing and Seminars	<u>54,915</u>	<u>60,000</u>	<u>60,000</u>
TOTAL - ALL FUNDS	<u><u>\$ 667,054,338</u></u>	<u><u>\$ 743,261,038</u></u>	<u><u>\$ 589,987,149</u></u>

Mission Statement:

Serving Orlando with innovation, responsiveness, knowledge, courtesy and professionalism.

Department Identifier:

- Executive Offices
- Economic Development
- Families, Parks & Recreation
- Finance
- Fire
- General Administration
- Housing
- Mgmt., Budget & Accounting
- Police
- Public works
- Special Funds

Budget-in-Brief



Mission Statement:


Serving Orlando with innovation, responsiveness, knowledge, courtesy and professionalism.

THIS PAGE LEFT INTENTIONALLY BLANK

Department Identifier:

Executive Offices
Economic Development
Families, Parks & Recreation
Finance
Fire
General Administration
Housing
Mgmt., Budget & Accounting
Police
Public works
Special Funds

Budget-in-Brief



Mission Statement:

Serving Orlando with innovation, responsiveness, knowledge, courtesy and professionalism.

Department Identifier:

- Executive Offices
- Economic Development
- Families, Parks & Recreation
- Finance
- Fire
- General Administration
- Housing
- Mgmt., Budget & Accounting
- Police
- Public works
- Special Funds

**REVENUE SUMMARY – BY MAJOR SOURCE
FY 2003/2004**

	Ad Valorem Taxes	Franchise, Utilities & Other Taxes	Licenses & Permits	Inter- Governmental	Charge for Services
General Fund	\$ 76,831,480	\$ 23,112,985	\$ 5,417,000	\$ 69,137,887	\$ 26,904,096
<u>SPECIAL REVENUE</u>					
Law Enforcement Training Fund				2,711,000	
Community Development Block Grant				1,533,608	
Local Housing Assistance Trust Fund				1,474,151	
HOME Investment Partnership Fund				2,520,000	
HOPWA Grant Fund				84,000	
HUD Homeless Grant Fund					
Transportation Impact Fee Funds					
Utility Services Tax Fund		36,949,172			
OCPS - Crossing Guard Fund					
Transportation Grant Fund					1,177,000
Gas Tax Fund				7,501,256	
Community Redevelopment Agency Fund					
Downtown Development Board Fund	1,247,761				
CEB Lien Assessment Fund					
Harry P. Leu Gardens Trust Fund					857,000
Mennello Museum Fund					52,100
Contraband Forfeiture Trust Funds					
Cemetery Trust Fund					138,335
CRA Trust Funds				19,507,684	
After School All Stars					
911 Emergency Telephone System				414,786	
Special Assessments Fund					
<u>DEBT SERVICE</u>					
CRA Debt Service-Republic Drive					
CRA Debt Service-Conroy Road					
CRA Debt Service-2002 Refunding					
Parking Facility Revenue Bonds Fund					
Wastewater Revenue Bond Funds					
CRA Debt Service - Internal Loan Fund					
<u>CAPITAL PROJECTS</u>					
Capital Improvement Fund					
FY 03/04 Construction					
CNL R&R					
Center for Arts & Education					109,657
Wastewater Construction Funds					5,050,000
Wastewater R & R Fund					
<u>ENTERPRISE</u>					
Parking System Revenue Fund					7,636,599
Orlando Centroplex Fund					6,491,317
Arena Concessionaire Fund					7,083,820
Sports Complex Concession Fund					1,301,645
Solid Waste Fund		75,000			16,858,603
Stormwater Utility Fund					11,135,474
Wastewater Revenue Fund				226,000	32,036,178
Wastewater Impact Fee Reserve Fund					8,860,881
<u>INTERNAL SERVICE</u>					
Fleet Management Fund					40,000
Fleet Replacement Funds					
Risk Management Fund					
Supplemental Staff Fund					
Pension Participant Services					
Internal Loan Fund					
<u>COMPONENT UNIT</u>					
Civic Facilities Authority Revenue Fund				200,000	821,102
Sports Complex Facility Revenue Fund					
1976 Guaranteed Entitlement Sinking Fund					
Civic Facilities Authority Sinking Fund					
<u>PENSION TRUST</u>					
City Pension Funds				376,438	
TOTAL CITY OF ORLANDO	\$ 78,079,241	\$ 60,137,157	\$ 5,417,000	\$ 105,686,810	\$ 126,553,807
Central Florida Fire Academy					1,115,930
CFFA Conferences and Seminars					60,000
TOTAL ALL FUNDS	\$ 78,079,241	\$ 60,137,157	\$ 5,417,000	\$ 105,686,810	\$ 127,729,737

Budget-in-Brief

REVENUE SUMMARY -- BY MAJOR SOURCE
FY 2003/2004

Fines and Forfeitures	Misc. Revenues	Non-Operating Revenues	Intra-Governmental Services	Total Revenues	
\$ 1,815,300	\$ 12,726,204	\$ 39,137,265	\$ 1,465,599	\$256,547,816	General Fund
					<u>SPECIAL REVENUE</u>
231,751	15,749	250,000		497,500	Law Enforcement Training Fund
				2,711,000	Community Development Block Grant
				1,533,608	Local Housing Assistance Trust Fund
				1,474,151	HOME Investment Partnership Fund
				2,520,000	HOPWA Grant Fund
				84,000	HUD Homeless Grant Fund
	604,611	751,418		1,356,029	Transportation Impact Fee Funds
	550,828	5,000,000		42,500,000	Utility Services Tax Fund
455,000				455,000	OCPS - Crossing Guard Fund
		738,597		1,915,597	Transportation Grant Fund
	345,366	850,000		8,696,622	Gas Tax Fund
	91,089	6,375,007		6,466,096	Community Redevelopment Agency Fund
	434,500	345,000		2,027,261	Downtown Development Board Fund
111,005	5,495	258,968		375,468	CEB Lien Assessment Fund
	72,200	1,207,228		2,136,428	Harry P. Leu Gardens Trust Fund
	4,000	455,972		512,072	Mennello Museum Fund
	7,893	1,302,044		1,309,937	Contraband Forfeiture Trust Funds
	26,011	345,200		509,546	Cemetery Trust Fund
				19,507,684	CRA Trust Funds
	1,594	398,784		400,378	After School All Stars
	9,429			424,215	911 Emergency Telephone System
		113,106		113,106	Special Assessments Fund
					<u>DEBT SERVICE</u>
		5,003,565		5,003,565	CRA Debt Service-Republic Drive
		1,739,314		1,739,314	CRA Debt Service-Conroy Road
		1,150,191		1,150,191	CRA Debt Service-2002 Refunding
		3,739,650		3,739,650	Parking Facility Revenue Bonds Fund
		16,009,569		16,009,569	Wastewater Revenue Bond Funds
		2,432,114		2,432,114	CRA Debt Service - Internal Loan Fund
					<u>CAPITAL PROJECTS</u>
		5,000,000		5,000,000	Capital Improvement Fund
		24,899,000		24,899,000	FY 03/04 Construction
		30,000		30,000	CNL R&R
		63,120		172,777	Center for Arts & Education
				5,050,000	Wastewater Construction Funds
		1,253,040		1,253,040	Wastewater R & R Fund
					<u>ENTERPRISE</u>
1,800,000	353,161			9,789,760	Parking System Revenue Fund
	872,964	4,717,314		12,081,595	Orlando Centroplex Fund
		28,100		7,111,920	Arena Concessionaire Fund
				1,301,645	Sports Complex Concession Fund
	295,000	607,079		17,835,682	Solid Waste Fund
	368,381			11,503,855	Stormwater Utility Fund
30,000	766,531	4,465,322		37,524,031	Wastewater Revenue Fund
	2,650,000			11,510,881	Wastewater Impact Fee Reserve Fund
					<u>INTERNAL SERVICE</u>
	212,563	361,125	10,957,993	11,571,681	Fleet Management Fund
	1,240,000	396,893	7,939,944	9,576,837	Fleet Replacement Funds
	871,367		14,954,818	15,826,185	Risk Management Fund
			890,301	890,301	Supplemental City Staff
		57,815		57,815	Pension Participant Services
	834,818		16,058,111	16,892,929	Internal Loan Fund
					<u>COMPONENT UNIT</u>
	109,981	2,449,988		3,581,071	Civic Facilities Authority Revenue Fund
		202,424		202,424	Sports Complex Facility Revenue Fund
		202,424		202,424	1976 Guaranteed Entitlement Sinking Fund
		313,613		313,613	Civic Facilities Authority Sinking Fund
					<u>PENSION TRUST</u>
		32,336		408,774	City Pension Funds
\$ 4,443,056	\$ 23,469,735	\$ 132,682,585	\$ 52,266,766	\$588,736,157	TOTAL CITY OF ORLANDO
	22,500	52,562		1,190,992	Central Florida Fire Academy
				60,000	CFFA Conferencing and Seminars
\$ 4,443,056	\$ 23,492,235	\$ 132,735,147	\$ 52,266,766	\$589,987,149	TOTAL ALL FUNDS

Budget-in-Brief

APPROPRIATION SUMMARY – BY MAJOR OBJECT CODE
FY 2003/2004

	Salaries & Wages	Employee Benefits	Supplies	Contractual Services	Utilities	Other Operating
General	\$ 125,349,425	\$ 50,581,254	\$ 5,271,574	\$ 13,646,334	\$ 9,769,727	\$ 9,063,833
SPECIAL REVENUE						
Law Enforcement Training			120,250	18,556		
Community Dev. Block Grant	455,930	181,100	15,000	608,543	6,600	9,500
Local Housing Assistance Trust	78,557	24,403	2,500	3,500		4,000
HOME Investment Partnership	38,145	12,265	200	2,350		1,000
HOPWA Grant				176,400		
HUD Homeless Grant				84,000		
Transportation Impact Fee				199,353		
Utility Services Tax						
OCPS - Crossing Guard				455,000		
Transportation Grant	77,744	32,711	5,500	1,573,589	70,600	200
Gas Tax				200,000	14,666	
Comm. Redevelopment Agency	345,941	127,044	76,200	252,600	21,239	6,100
Downtown Development Board	360,774	110,051	8,260	272,451	3,200	828,369
CEB Lien Assessment			5,000	65,000		2,500
Harry P. Leu Gardens Trust	936,974	324,806	238,000	255,911	122,265	39,140
Mennello Museum	91,214	24,053	70,604	180,380	22,200	56,636
Contraband Forfeiture Trust	93,773	23,430	81,058	156,000		7,150
Cemetery Trust	119,415	38,739	900	272,825	17,992	150
CRA Trust						
After School All Stars	107,153	36,810	71,732	138,844		13,280
911 Emergency Phone System	393,942	14,812	7,132	500		2,700
Special Assessments						
DEBT SERVICE						
CRA Debt Service-Republic Drive						
CRA Debt Service-Conroy Road						
CRA Debt Service-2002 Refunding						
Parking Facility Revenue Bond						
Wastewater Revenue Bonds						
CRA Debt Service - Internal Loan						
CAPITAL PROJECTS						
Capital Improvement			138,650	1,195,350		8,000
FY03/04 Construction			147,000	2,260,000	5,000	16,000
CNL R&R						
Center for Arts & Education				143,181	17,096	
Wastewater Construction						
Wastewater R & R			10,000			
ENTERPRISE						
Parking System Revenue	2,370,807	1,009,390	130,865	1,611,313	334,400	35,600
Orlando Centroplex	3,727,121	1,099,951	304,750	3,387,644	1,355,250	48,000
Arena Concessionaire			4,123,555			
Sports Complex Concession			654,948			
Solid Waste	3,971,908	1,938,011	505,908	308,453	5,459,316	14,985
Stormwater Utility	813,539	387,779	308,737	8,166,987	83,320	13,377
Wastewater Revenue	9,400,860	3,344,612	4,238,029	5,738,325	3,844,609	81,302
Wastewater Impact Fee Reserve						
INTERNAL SERVICE						
Fleet Management	1,986,353	737,515	4,892,602	1,086,877	133,850	961,500
Fleet Replacement			204,328	426,445		
Risk Management	630,013	188,283	25,198	956,077	1,500	13,452,850
Supplemental Staff	493,143	251,340	6,200	31,982		
Pension Participant Services	29,591	10,532	400	200		750
Internal Loan						
COMPONENT UNIT						
Civic Facilities Authority	570,273	146,607	88,000	578,130	427,368	5,720
Sports Complex Facilities Rev.						
1976 Guar. Entitlement Sinking						
Civic Facilities Authority Sinking						
PENSION TRUST						
City Pension	36,511	11,881	2,950	268,235		6,750
TOTAL CITY OF ORLANDO	\$ 152,479,106	\$ 60,657,379	\$ 21,756,030	\$ 44,721,335	\$ 21,710,198	\$ 24,679,392
Central Florida Fire Academy	275,941	61,401	102,240	479,674	10,000	4,700
CFFA Conferencing & Seminars			5,000	35,299		
TOTAL APPROPRIATIONS	\$ 152,755,047	\$ 60,718,780	\$ 21,863,270	\$ 45,236,308	\$ 21,720,198	\$ 24,684,092

Mission Statement:

Serving Orlando with innovation, responsiveness, knowledge, courtesy and professionalism.

Department Identifier:


- Executive Offices
- Economic Development
- Families, Parks & Recreation
- Finance
- Fire
- General Administration
- Housing
- Mgmt., Budget & Accounting
- Police
- Public works
- Special Funds

Budget-in-Brief

**APPROPRIATION SUMMARY -- BY MAJOR OBJECT CODE
FY 2003/2004**

Travel	Internal Services	Capital	Non-Operating	Total	General
\$ 586,663	\$ 16,667,014	\$ 237,231	\$ 25,374,761	\$ 256,547,816	
SPECIAL REVENUE					
100,000			258,694	497,500	Law Enforcement Training
8,000	38,808		1,387,519	2,711,000	Community Dev. Block Grant
4,000	241		1,416,407	1,533,608	Local Housing Assistance Trust
1,000	117		1,419,074	1,474,151	HOME Investment Partnership
1,000			2,342,600	2,520,000	HOPWA Grant
				84,000	HUD Homeless Grant
			1,156,676	1,356,029	Transportation Impact Fee
			42,500,000	42,500,000	Utility Services Tax
				455,000	OCPS - Crossing Guard
	62,063	2,900	90,290	1,915,597	Transportation Grant
		600,000	7,881,956	8,696,622	Gas Tax
3,900	31,080	95,000	5,506,992	6,466,096	Comm. Redevelopment Agency
4,700	1,107		438,349	2,027,261	Downtown Development Board
			302,968	375,468	CEB Lien Assessment
6,650	212,682			2,136,428	Harry P. Leu Gardens Trust
10,020	42,470	14,495		512,072	Mennello Museum
10,000	242		938,284	1,309,937	Contraband Forfeiture Trust
	31,724	12,000	15,801	509,546	Cemetery Trust
			19,507,684	19,507,684	CRA Trust
2,554	6,876		23,129	400,378	After School All Stars
5,000	129			424,215	911 Emergency Phone System
			113,106	113,106	Special Assessments
DEBT SERVICE					
			5,003,565	5,003,565	CRA Debt Service-Republic Drive
			1,739,314	1,739,314	CRA Debt Service-Conroy Road
			1,150,191	1,150,191	CRA Debt Service-2002 Refunding
			3,739,650	3,739,650	Parking Facility Revenue Bond
			16,009,569	16,009,569	Wastewater Revenue Bonds
			2,432,114	2,432,114	CRA Debt Service - Internal Loan
CAPITAL PROJECTS					
	29,750	1,428,250	2,200,000	5,000,000	Capital Improvement
	400,000	9,206,000	12,865,000	24,899,000	FY 03/04 Construction
			30,000	30,000	CNL R&R
	12,500			172,777	Center for Arts & Education
			5,050,000	5,050,000	Wastewater Construction
		1,243,040		1,253,040	Wastewater R & R
ENTERPRISE					
3,650	437,565	17,650	3,838,520	9,789,760	Parking System Revenue
5,000	222,873		1,931,006	12,081,595	Orlando Centroplex
			2,988,365	7,111,920	Arena Concessionaire
			646,697	1,301,645	Sports Complex Concession
12,260	4,215,504	12,072	1,397,265	17,835,682	Solid Waste
14,178	223,924	120,490	1,371,524	11,503,855	Stormwater Utility
40,157	2,141,720		8,694,417	37,524,031	Wastewater Revenue
			11,510,881	11,510,881	Wastewater Impact Fee Reserve
INTERNAL SERVICE					
4,255	455,287	25,000	1,288,442	11,571,681	Fleet Management
		7,292,426	1,653,638	9,576,837	Fleet Replacement
8,000	4,867		559,397	15,826,185	Risk Management
	33,780		73,856	890,301	Supplemental Staff
1,600	92		14,650	57,815	Pension Participant Services
2,700			16,890,229	16,892,929	Internal Loan
COMPONENT UNIT					
	249,535		1,515,438	3,581,071	Civic Facilities Authority
			202,424	202,424	Sports Complex Facilities Revenue
			202,424	202,424	1976 Guar. Entitlement Sinking
			313,613	313,613	Civic Facilities Authority Sinking
PENSION TRUST					
30,000	111		52,336	408,774	City Pension
\$ 865,287	\$ 25,522,061	\$ 20,306,554	\$ 216,038,815	\$ 588,736,157	TOTAL CITY OF ORLANDO
5,000	16,572	82,200	153,264	1,190,992	Central Florida Fire Academy
		15,000	4,701	60,000	CFFA Conferencing & Seminars
\$ 870,287	\$ 25,538,633	\$ 20,403,754	\$ 216,196,780	\$ 589,987,149	TOTAL APPROPRIATIONS

Budget-in-Brief



Mission Statement:

Serving Orlando with innovation, responsiveness, knowledge, courtesy and professionalism.

Department Identifier:

- Executive Offices
- Economic Development
- Families, Parks & Recreation
- Finance
- Fire
- General Administration
- Housing
- Mgmt., Budget & Accounting
- Police
- Public works
- Special Funds

Budgeted Changes in Fund Balance
FY 2003/2004

Fund	Reason for Draw Down (1)	Estimated Available Balance at 9/30/2003	FY 2003/2004 Budgeted Fund Balance Draw Down	Estimated Available Balance at 9/30/2004 (2)
SPECIAL REVENUE				
Law Enforcement Training	Non-recurring action to provide for a transfer to the General Fund to provide Police training.	\$ 700,654	\$ 250,000	\$ 450,654
Transportation Impact Fee	Recurring draw down of previously collected funds to provide for a transfer to the Gas Tax Fund to provide Narcoossee Road construction debt service.	21,856,877	751,418	21,105,459
Utility Services Tax	Non-recurring action to provide funding for a transfer to the Capital Improvement Program Fund to fund repair and rehabilitation projects.	16,024,142	5,000,000	11,024,142
Code Enforcement Board Lien Assessment	Non-recurring action to provide funding for a transfer to the General Fund to provide for the expenditures of the Housing Department administration program.	707,878	258,968	448,910
Contraband Forfeiture Trusts	Recurring draw down of previously collected funds to provide for the services of one attorney and related expenditures (\$162,107). Non-recurring action to provide funding for a transfer to the General Fund to provide contributions to eligible human service agencies (\$1,139,937).	1,552,476	1,302,044	250,432
DEBT SERVICE				
CRA Debt Service - Conroy Road	Recurring draw down of existing funds to provide for debt repayment.	588,083	64,312	523,771
ENTERPRISE				
Solid Waste	Non-recurring action to provide operational funding as needed.	5,800,697	607,079	5,193,618
Wastewater Revenue	Controlled draw down through reduced service charges necessary to reduce excess surplus.	15,581,159	4,465,322	11,115,837
INTERNAL SERVICES				
Pension Participant Services	Draw down of previously received sponsor rebate from retirement fund administrator to fund administrative services of one employee.	167,094	57,815	109,279
JOINT VENTURE				
Central Florida Fire Academy	Non-recurring action to provide operational funding as needed. Although this fund is not part of the City as discussed on page XIII-1, the City does provide temporary loans when necessary to cover cash flow shortfalls such as that indicated here.	(36,264)	52,562	(88,826)

(1) Draw downs are indicated as recurring or non-recurring. As shown, sufficient resources are available for the non-recurring items and will not effect future operations. Sufficient resources are also available in FY 2003/2004 for the recurring items, although the availability of future funding will have to be monitored. FY 2003/2004 is expected to be the final year of the controlled draw down of Wastewater Revenue funding.

(2) Section 166.241 of Florida Statutes requires that all budgets be balanced. Total anticipated revenues must equal total estimated expenditures for each fund. Therefore, if budgets are met, each fund can be assumed to maintain it's beginning available balance, with the exception of those funds budgeting the use of reserves.