

Capital Improvements

Table of Contents

Capital Improvement Program Description	2
Capital Improvement Program by Fund 2003/2004	4
Capital Improvement Program 2003-2008	8
Capital Improvement Budget by Function	14
Description of Major Projects	15
Estimated Operating Budget Impacts	16

Requirement:

In accordance with the City Charter and Growth Management legislation, the City prepares a five-year Capital Improvement Program each year.

Definition:

Capital improvements are defined as physical assets, constructed or purchased, that have a minimum cost of \$100,000 and a minimum useful life of three years.

Capital Improvements

In accordance with the City Charter and Growth Management legislation, the City of Orlando prepares a five-year Capital Improvement Program each year. The five-year Capital Improvement Program process was initiated in 1966, following Municipal Planning Board recommendation and City Council approval.

The City published its first program in March 1969. On an annual basis thereafter, the City has published, revised and updated capital programs for each subsequent five-year period.

PROCEDURE

Requirement:

In accordance with the City Charter and Growth Management legislation, the City prepares a five-year Capital Improvement Program each year.

Each year the Capital Improvement Program is prepared from project requests submitted by the various departments and offices of the City. The requests require a project description, justification, cost estimates, statement of impact on the City's annual operating budget, and implementation schedule. Concurrently, with the preparation of the project requests, information concerning the financial resources of the community is obtained by Management and Budget with the assistance of the Accounting and Control Division.

After compilation of the requests, projects are reviewed by staff members from Management and Budget and the Economic Development Department, as well as by the Mayor's Cabinet. Details of procedures, criteria and project descriptions are available in the City's Capital Improvement Program document.

Chapter 163 of the Florida Statutes requires the City to adopt a five-year schedule for the expenditure of funds to acquire or construct capital facilities concurrent with development in order to maintain established levels of service. These levels of service are established in the City's Growth Management Plan. The five-year schedule is called the Capital Improvements Element (CIE), which is a part of the over-all Capital Improvement Program. CIE projects are required projects. Projects which are part of the CIE have been designated as such on the following pages. Project review, along with available funding and CIE requirements, forms the basis of the program recommended by Management and Budget Staff. The recommended program is then reviewed by the Mayor and City Council in conjunction with their review of the annual operating budget.

The first year of the five-year program is the Capital Budget with the following four years becoming the Capital Improvement Program. The Capital Budget and Capital Improvement Program are adopted by the City Council with the adoption of the annual operating budget. There is no commitment to expenditures or appropriations beyond the first year, except for those improvements programmed in the Capital Improvements Element. The CIE is updated annually through the CIP process and can be amended twice a year through the Growth Management Plan Amendment process.

General capital improvements are normally funded in the Capital Improvement Program Fund with a \$12 million annual contribution from the General Fund. In the FY 2003/2004 budget, the Mayor and City Council decided to fund two years of projects with a bond issue to be repaid from general non-ad valorem funds.

Definition:

Capital improvements are defined as physical assets, constructed or purchased, that have a minimum cost of \$100,000 and a minimum useful life of three years.

Capital Improvements



Requirement:

In accordance with the City Charter and Growth Management legislation, the City prepares a five-year Capital Improvement Program each year.



Definition:

Capital improvements are defined as physical assets, constructed or purchased, that have a minimum cost of \$100,000 and a minimum useful life of three years.



DEFINITION OF CAPITAL IMPROVEMENTS

Capital Improvements are defined as physical assets, constructed or purchased, that have a minimum cost of \$100,000 and a minimum useful life of three years. Only projects that meet this definition of a capital improvement are included in the program, such as:

- a. New and expanded physical facilities for the community.
- b. Large scale rehabilitation or replacement of existing facilities.
- c. Major pieces of equipment which have a relatively long period of usefulness.
- d. Equipment for any public facility or improvement when first erected or acquired.
- e. The cost of engineering or architectural studies and services relative to the improvement.
- f. The acquisition of land for a community facility such as a park, highway, sewer line, etc.

Normal replacement of vehicles or equipment and normal recurring renovation costing less than \$100,000 are excluded from the Capital Improvement Program.

Details of the entire financing plan along with project details can be found in the companion City publication entitled *2003-2008 Capital Improvement Program*.

The 2003/2004 Capital Improvement Program by Fund schedule found on the following pages indicates if the project is part of the CIE and indicates what function the project serves. The functions are abbreviated as follows:

- | | |
|----|------------------------|
| ED | Economic Development |
| GG | General Government |
| PS | Public Safety |
| RC | Recreation and Culture |
| SD | Solid Waste |
| SW | Stormwater |
| TR | Transportation |
| WW | Wastewater |

Capital Improvements



Requirement:

In accordance with the City Charter and Growth Management legislation, the City prepares a five-year Capital Improvement Program each year.



Definition:

Capital improvements are defined as physical assets, constructed or purchased, that have a minimum cost of \$100,000 and a minimum useful life of three years.



FY 2003/2004 Capital Improvement Program by Fund

	Amount	Function	CIE
CAPITAL IMPROVEMENT FUND (Funded from Utilities Services Tax Fund)			
(all funding budgeted)			
Arts, Entertainment, Business Assistance	\$ 505,000	GG	
Economic Development	495,000	ED	
Reserves	500,000	GG	
<u>Repair and Replacement</u>			
Brick Street Rehabilitation	400,000	TR	
Curb Ramp Rehabilitation	100,000	TR	
Decorative Lighting	25,000	TR	
Filtration Conv. and Pool Resurfacing	100,000	RC	
Miscellaneous Sidewalk Repair	300,000	TR	
Neighborhood Traffic Management	600,000	TR	
Playground Equipment Replacement	300,000	RC	
Park Signage	75,000	RC	
Pavement Marking & Signage Upgrade	100,000	TR	
Pavement Rehabilitation	1,000,000	TR	
Pole and Mast Arm R&R	100,000	TR	
R.O.W. Beautification & Median Improvements	100,000	TR	
Traffic Signal Refurbishing	100,000	TR	
Wadeview Park Renovation	200,000	RC	
CAPITAL IMPROVEMENT FUND TOTAL	\$ 5,000,000		
FY 03/04 CONSTRUCTION BOND FUND			
(all funding budgeted)			
Airport Lakes Park	\$ 500,000	RC	Yes
Baldwin Park	2,000,000	RC	Yes
Barker Park	1,000,000	RC	
College Park Community Center	3,500,000	RC	Yes
Dover Shores (Planning)	1,000,000	RC	
Hope VI Development Incentives	1,800,000	ED	
Ivey Lane	250,000	RC	
James Smith Neighborhood Center Improvements	2,000,000	RC	
Lake Eola Park Improvements	1,200,000	RC	
Land Acquisition	2,500,000	ED	
Miscellaneous Neighborhood Improvements	400,000	RC	
Northwest Community Center Pool	750,000	RC	Yes
Primrose Building Renovation	750,000	GG	
Public Art	249,000	RC	
Public Safety Building	1,500,000	PS	
Rock Lake Community Center	1,000,000	RC	Yes
Rosemont Community Center	3,500,000	RC	Yes
USDA Park	1,000,000	RC	
FY 03/04 CONSTRUCTION BOND FUND TOTAL	\$ 24,899,000		

Capital Improvements



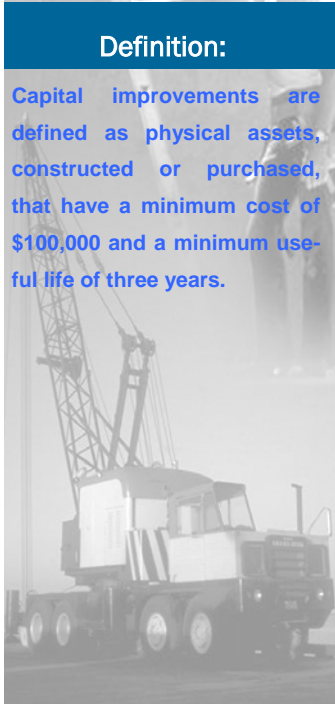
Requirement:

In accordance with the City Charter and Growth Management legislation, the City prepares a five-year Capital Improvement Program each year.



Definition:

Capital improvements are defined as physical assets, constructed or purchased, that have a minimum cost of \$100,000 and a minimum useful life of three years.



FY 2003/2004 Capital Improvement Program by Fund

	Amount	Function	CIE
GAS TAX			
(all funding budgeted)			
Area Wide Signal System	\$ 200,000	TR	Yes
Baldwin Park Agreement	100,000	TR	
LYNX Annual Contribution	3,862,500	TR	
Narcoossee Rd. Debt Service	886,758	TR	
Pavement Rehabilitation	800,000	TR	
Vineland Road	<u>643,833</u>	TR	
GAS TAX TOTAL	\$ 6,493,091		
SERVICE CHARGE			
(funding not yet budgeted)			
Bob Carr Repairs/Replacement	\$ 125,000	RC	
Citrus Bowl Surface Parking Deficiencies	100,000	TR	
Commercial Collection Vehicles	161,124	SD	Yes
Garage Maintenance/Beautification	1,300,000	TR	
Iron Bridge 10.5 MGD Expansion	3,033,334	WW	Yes
Iron Bridge Painting	606,667	WW	
Iron Bridge RBC Replacement	9,620,185	WW	Yes
Iron Bridge SCADA System Replacement	850,462	WW	Yes
Iron Bridge Wetlands Pump Station Expansion	1,560,000	WW	Yes
Residential/Recycling Collection Vehicles	415,000	SD	Yes
Sewers-Misc. Repair, Replacement	300,000	WW	Yes
Water Conserv I Lift Stations Upgrade	2,997,693	WW	Yes
Water Conserv I Parallel Forcemain	11,114,111	WW	Yes
Water Conserv I RIB Demolition	523,080	WW	Yes
Water Conserv II Effluent Filter Replacement	397,178	WW	Yes
Water Conserv II Master Pump Station	8,785,920	WW	Yes
Water Conserv II Miscellaneous Remedial	50,000	WW	
Water Conserv II Painting	<u>175,000</u>	WW	
SERVICE CHARGE TOTAL	\$ 42,114,754		

Capital Improvements



Requirement:

In accordance with the City Charter and Growth Management legislation, the City prepares a five-year Capital Improvement Program each year.



Definition:

Capital improvements are defined as physical assets, constructed or purchased, that have a minimum cost of \$100,000 and a minimum useful life of three years.



FY 2003/2004 Capital Improvement Program by Fund

	Amount	Function	CIE
SEWER CAPACITY CHARGE			
<i>(funding not yet budgeted)</i>			
Beverly Shores Sewers	\$ 421,508	WW	Yes
Curry Ford Road Sewers	2,155,573	WW	Yes
Dubsdread Area Sewers	534,381	WW	Yes
Eastern Regional Reclaimed Water System	23,881,044	WW	Yes
Iron Bridge 15KV Generator	326,960	WW	
Iron Bridge Sludge Processing Modifications	1,611,792	WW	
Lake Fairview Area Sewers	5,044,134	WW	Yes
LS 37 Improvements	405,514	WW	
Michigan Area Sewers	3,042,052	WW	Yes
Miscellaneous Neighborhood Sewers	956,912	WW	
Narcoossee Road Sewers	286,213	WW	Yes
Silver Star Road Forcemain	424,000	WW	
S. Orange Ave. Sewer Improvements	1,820,000	WW	
Water Conserv II Effluent Disposal Expansion	779,872	WW	Yes
Water Conserv II Local Area Reclaimed Water	132,500	WW	Yes
Water Conserv II Odor Control	437,424	WW	
Water Conserv II Transmission Pump Station VFD's	698,880	WW	
SEWER CAPACITY CHARGE TOTAL	\$ 42,958,759		
STATE AID			
<i>(funding not yet budgeted)</i>			
Conway Rd.-Hoffner to Bee Line	\$ 6,424,000	TR	Yes
John Young Parkway/I-4 Interchange	53,149,000	TR	Yes
STATE AID TOTAL	\$ 59,573,000		
STORMWATER UTILITY			
<i>(all funding budgeted)</i>			
Al Coith/Euclid/Gore Drainage	\$ 360,000	SW	
Drainage Well Enhancement	150,000	SW	Yes
Engelwood Park Drainage	100,000	SW	
Formosa Avenue	200,000	SW	
Lake Enhancement Improvements	100,000	SW	Yes
Lake Notasulga	200,000	SW	
Mercy Drive	450,000	SW	
Parramore Stormwater Treatment Facility	400,000	SW	Yes
Sandbar Removal	72,000	SW	
System Repair and Rehabilitation	530,517	SW	Yes
System Upgrade and Construction	250,000	SW	
STORMWATER UTILITY TOTAL	\$ 2,812,517	SW	
TAX INCREMENT FINANCING - CRA I			
<i>(funding not yet budgeted)</i>			
Cultural Corridor	\$ 50,000	RC	
Façade Grant Program	40,000	ED	
Pedestrian & Traffic Circulation Improvements	100,000	TR	Yes
TAX INCREMENT FINANCING - TOTAL	\$ 190,000		

Capital Improvements



Requirement:

In accordance with the City Charter and Growth Management legislation, the City prepares a five-year Capital Improvement Program each year.

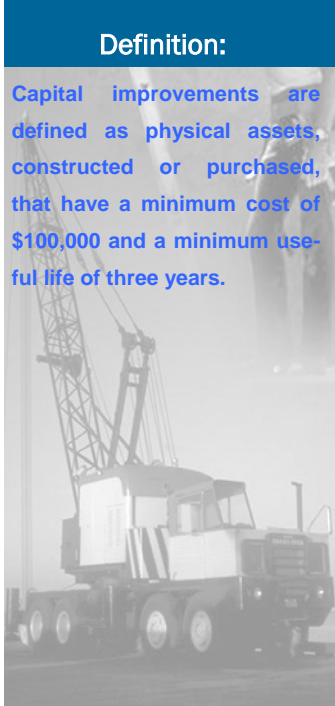
Definition:

Capital improvements are defined as physical assets, constructed or purchased, that have a minimum cost of \$100,000 and a minimum useful life of three years.

FY 2003/2004 Capital Improvement Program by Fund

	Amount	Function	CIE
TRANSPORTATION IMPACT FEE			
Narcoossee Road Debt Service	\$ 850,000	TR	
TRANS. IMPACT FEE TOTAL	\$ 850,000	TR	
DEVELOPER CONTRIBUTIONS			
<i>(funding not yet budgeted)</i>			
LYNX Annual Contribution	\$ 25,000	TR	
DEVELOPER CONTRIBUTIONS TOTAL	\$ 25,000		
OTHER GOVERNMENTAL ENTITY CONTRIBUTIONS			
<i>(funding not yet budgeted)</i>			
College Park Community Center	\$ 750,000	RC	Yes
SR15/SR528 Interchange Improvements	158,000	TR	Yes
Water Conserv II Effluent Disposal Expansion	779,872	WW	Yes
Water Conserv II Effluent Filter Replacement	16,549	WW	
Water Conserv II Master Pump Station	366,080	WW	Yes
Water Conserv II Transmission Pump Station VFD's	29,120	WW	
ORANGE CTY. CONTRIBUTIONS TOTAL	\$ 2,099,621		
NORTHERLY ENTITY CONTRIBUTIONS			
<i>(funding not yet budgeted)</i>			
Iron Bridge 15KV Generator	\$ 305,948	WW	
Iron Bridge RBC Replacement	9,001,931	WW	Yes
Iron Bridge SCADA System Replacement	908,872	WW	Yes
Iron Bridge Sludge Processing Modifications	1,508,208	WW	
NORTHERLY ENTITY CONTR. TOTAL	\$ 11,724,959		
PRIVATE CONTRIBUTIONS			
<i>(funding not yet budgeted)</i>			
Facade Grant Program	\$ 100,000	ED	
PRIVATE CONTRIBUTIONS TOTAL	\$ 100,000		
MISCELLANEOUS FUNDING			
<i>(funding budgeted for projects in bold)</i>			
Citrus Bowl Improvements	\$ 74,800	RC	
Eastern Regional Reclaimed Water System	9,864,340	WW	Yes
Miracle Field	234,470	RC	
NTC Roads	808,005	TR	Yes
Orlando Operations Center-Traffic Management	731,000	TR	
Radio Systems Upgrade	840,000	PS	
MISCELLANEOUS FUNDING TOTAL	\$ 12,552,615		
GRAND TOTAL	<u>\$211,393,316</u>		

Capital Improvements



Requirement:

In accordance with the City Charter and Growth Management legislation, the City prepares a five-year Capital Improvement Program each year.

Definition:

Capital improvements are defined as physical assets, constructed or purchased, that have a minimum cost of \$100,000 and a minimum useful life of three years.

Capital Improvement Program 2003–2008

Project Name	Function	2004/2005 through		FIVE YEAR	CIE
		2003/2004	2007/2008		
Capital Improvement Fund					
800 MHz Radios - Fire	PS	\$ -	\$ 1,875,000	\$ 1,875,000	
Arena Hockey Replacements and Improvements	RC		850,000	850,000	
Arts, Entertainment & Business Assistance	ED	505,000	950,000	1,455,000	
Ballfield Lighting	RC		147,000	147,000	
Beth Johnson Park Renovation	RC		250,000	250,000	
Brick Street Asphalt Removal	TR	400,000	1,600,000	2,000,000	
Broadcast of City Council Meetings	GG		330,000	330,000	
Centroplex Maintenance Project	RC		250,000	250,000	
Citrus Bowl Concrete and Steel R & R	RC		300,000	300,000	
Citrus Bowl Land Acquisition for Parking	RC		1,800,000	1,800,000	
Citrus Bowl Restrooms Renovation	RC		100,000	100,000	
City Hall - Replacement of Fire Safety System	GG		225,000	225,000	
City Street Tree Inventory	RC		300,000	300,000	
Colonel Joe Kittinger Park Renovation	RC		185,000	185,000	
Crown Point Commerce Park	TR		200,000	200,000	
Curb Ramps	TR	100,000	400,000	500,000	
Decentralization	PS		1,500,000	1,500,000	
Decorative Lighting	TR	25,000	325,000	350,000	
Digital Photography Conversion	PS		80,000	80,000	
Dive Van	PS		225,000	225,000	
East/West Roadway	TR		900,000	900,000	
Economic Development	TR	495,000	600,000	1,095,000	
Engelwood Park Renovation	RC		235,000	235,000	
Equipment– Fire Station #14 (Vista East)	PS		244,007	244,007	
Equipment– Fire Station #15 (Millenia)	PS		350,000	350,000	
Equipment– Fire Station #16 (Lake Nona)	PS		720,000	720,000	
Equipment– Fire Station #17 (Baldwin Park)	PS		720,000	720,000	
Ferguson Drive Improvements	TR		575,000	575,000	
Festival Park Playground/Tot Lot	RC		185,000	185,000	
Filtration Conversions and Pool Resurfacing	RC	100,000	310,000	410,000	
Florida Center for the Arts & Education	GG		9,000,000	9,000,000	
H.P. Leu Gardens–Drive/Paving	RC		100,000	100,000	
H.P. Leu Gardens–Leu House Museum	RC		350,000	350,000	
H.P. Leu Gardens–Maintenance Building	RC		1,000,000	1,000,000	
H.P. Leu Gardens–Perimeter Fencing	RC		200,000	200,000	
Hankins Park - Parking Lot Expansion	RC		126,704	126,704	
Heavy Rescue Units	PS		649,872	649,872	
Incident Command Vehicle	PS		325,000	325,000	
Lake Baldwin Parks	RC		5,000,000	5,000,000	Y
Lake Beauty Streetscape	RC		125,000	125,000	
Lake Eola Park Sound System	RC		116,900	116,900	
Lake Ivanhoe Park Sidewalk (West side of I-4)	RC		350,000	350,000	
Lake Lorna Doone Park Renovation (West)	RC		265,000	265,000	
Land Acquisition	ED		3,000,000	3,000,000	
Land Acquisition for Future Garage Development	TR		1,000,000	1,000,000	
Lorna Doone Park Playground Renovation (East)	RC		335,000	335,000	
Miracle Field	RC		377,000	377,000	
Miscellaneous Sidewalk Repair	TR	300,000	900,000	1,200,000	
Neighborhood Parks and Playgrounds Renovation	RC	300,000	1,800,000	2,100,000	
Neighborhood Traffic Management/Traffic Calming	TR	600,000	2,400,000	3,000,000	
Park Signage	RC	75,000	75,000	150,000	

Capital Improvements



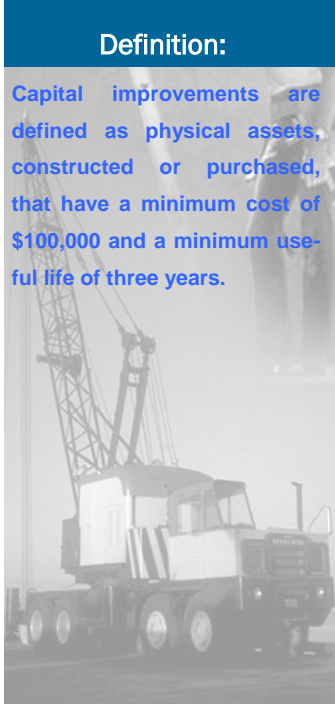
Requirement:

In accordance with the City Charter and Growth Management legislation, the City prepares a five-year Capital Improvement Program each year.



Definition:

Capital improvements are defined as physical assets, constructed or purchased, that have a minimum cost of \$100,000 and a minimum useful life of three years.



Capital Improvement Program 2003–2008

Project Name	Function	2003/2004	2004/2005 through		CIE
			2007/2008	FIVE YEAR	
Pavement Marking and Signage Upgrade Program	TR	100,000	700,000	800,000	
Pavement Rehabilitation	TR	1,000,000	2,800,000	3,800,000	
Pleasant Valley Park Renovation	RC		225,000	225,000	
Pole and Mast Arm Repair & Replacement	TR	100,000	700,000	800,000	
Police Training Facility	PS		3,600,000	3,600,000	
R.O.W. Beautification and Median Improvements	RC	100,000	400,000	500,000	
Radio System Upgrades	PS		9,360,000	9,360,000	
Reserve Rescues	PS		732,234	732,234	
Reserves	GG	500,000	600,000	1,100,000	
Roof Replacements	GG		200,000	200,000	
School/Safety Sidewalk Program	TR		600,000	600,000	Y
Service Area 10 - Neighborhood Park Development	RC		750,000	750,000	Y
Service Area 18 - Neighborhood Park Development	RC		500,000	500,000	Y
Southeast Annexation-Community Parks	RC		6,100,000	6,100,000	Y
Southeast Annexation-Neighborhood Parks	RC		500,000	500,000	Y
Southwest Area - Neighborhood Park	RC		500,000	500,000	Y
Total Containment Vessel	PS		340,400	340,400	
Traffic Signal Refurbishing Program	TR	100,000	700,000	800,000	
Transit Stop Deficiencies	TR		150,000	150,000	Y
Wadeview Park Renovation	RC	200,000		200,000	
West Gore Street - South OBT to I-4 On-Ramp	TR		232,594	232,594	
Capital Improvement Fund Total		\$ 5,000,000	\$ 73,916,711	\$ 78,916,711	

FY 03-04 Construction Bond

Airport Lakes Park	RC	\$ 500,000	\$ -	\$ 500,000	Y
Barker Park	RC	1,000,000		1,000,000	
College Park Community Center	RC	3,500,000		3,500,000	Y
Dover Shores Recreation Complex	RC	1,000,000		1,000,000	
HOPE VI Development Incentives	ED	1,800,000		1,800,000	
Ivey Lane	RC	250,000		250,000	
James Smith Neighborhood Center Improvements	RC	2,000,000		2,000,000	
Lake Baldwin Parks	RC	2,000,000		2,000,000	Y
Lake Eola Park Improvements	RC	1,200,000		1,200,000	
Land Acquisition	ED	2,500,000		2,500,000	
Misc. Neighborhood Improvements	RC	400,000		400,000	
Northwest Community Center Recreation Complex	RC	750,000		750,000	Y
Primrose Building Renovation	GG	750,000		750,000	
Public Art Project	GG	249,000		249,000	
Public Safety Building	PS	1,500,000		1,500,000	
Rock Lake Neighborhood Center	RC	1,000,000		1,000,000	Y
Rosemont Community Center	RC	3,500,000		3,500,000	Y
USDA Park	RC	1,000,000		1,000,000	
FY 03-04 Construction Bond Total		\$ 24,899,000	\$ -	\$ 24,899,000	

Capital Improvements



Requirement:

In accordance with the City Charter and Growth Management legislation, the City prepares a five-year Capital Improvement Program each year.



Definition:

Capital improvements are defined as physical assets, constructed or purchased, that have a minimum cost of \$100,000 and a minimum useful life of three years.



Capital Improvement Program 2003–2008

Project Name	Function	2003/2004	2004/2005 through 2007/2008	FIVE YEAR	CIE
Gas Tax					
Alden Rd.-Orange Ave. to Rollins	TR	\$ -	\$ 600,000	\$ 600,000	Y
Area Wide Signal System Upgrading	TR	200,000	800,000	1,000,000	Y
Baldwin Park Agreement	TR	100,000		100,000	
Bicycle Plan Implementation	TR		100,000	100,000	Y
Colonial & Summerlin Intersection	TR		460,000	460,000	Y
Corridor Planning & Parking Studies	TR		45,000	45,000	
Curb Ramps	TR		800,000	800,000	
Developer Signals-Matching Funds	TR		600,000	600,000	
Guardrail Replacement	TR		50,000	50,000	
Intersection Safety Improvements	TR		800,000	800,000	
John Young Parkway Extension Urban Design	TR		50,000	50,000	
LYNX Annual Contribution	TR	3,862,500	15,555,928	19,418,428	Y
Miscellaneous Sidewalk Repair	TR		800,000	800,000	
Narcoossee Rd. Debt Service	TR	886,758	3,547,032	4,433,790	
Neighborhood Horizon Transportation Initiatives	TR		200,000	200,000	
New Traffic Signal Locations	TR		1,650,000	1,650,000	
Orlando Vineland Rd.	TR	643,833		643,833	
Pavement Marking and Signage Upgrade Program	TR		400,000	400,000	
Pavement Rehabilitation	TR	800,000	3,200,000	4,000,000	
School/Safety Sidewalk Program	TR		400,000	400,000	Y
Traffic Signal Refurbishing Program	TR		800,000	800,000	
	Gas Tax Total	\$ 6,493,091	\$ 30,857,960	\$ 37,351,051	
Internal Loan Fund					
Destination Activity and Housing Catalyst Programs	ED	\$ -	\$ 1,500,000	\$ 1,500,000	
Fire Station # 1 Relocation	PS		5,000,000	5,000,000	
Fire Station # 2 Relocation	PS		6,260,000	6,260,000	
Fire Station # 5 Relocation	PS		1,000,000	1,000,000	
Fire Station #14 (Vista East)	PS		2,001,000	2,001,000	
Fire Station #16 (Lake Nona)	PS		2,178,000	2,178,000	
Fire Station #17 (Baldwin Park)	PS		1,178,000	1,178,000	
Jefferson Street Garage	TR		4,200,000	4,200,000	
Orlando Operations Center (O.O.C.)	PS		2,462,000	2,462,000	
Public Safety Building	PS		20,000,000	20,000,000	
	Internal Loan Fund Total	\$ -	\$ 45,779,000	\$ 45,779,000	

Capital Improvements



Requirement:

In accordance with the City Charter and Growth Management legislation, the City prepares a five-year Capital Improvement Program each year.



Definition:

Capital improvements are defined as physical assets, constructed or purchased, that have a minimum cost of \$100,000 and a minimum useful life of three years.



Capital Improvement Program 2003–2008

Project Name	Function	2003/2004	2004/2005	FIVE YEAR	CIE
			through 2007/2008		
Other Funds					
Centroplex Redevelopment	ED	\$ -	\$ 28,250,000	\$ 28,250,000	
Citrus Bowl Improvements	RC	74,800	299,200	374,000	
College Park Community Center	RC	750,000		750,000	Y
Eastern Regional Reclaimed Water System	WW	9,864,340	567,350	10,431,690	Y
Facade Grant Program	ED	100,000	400,000	500,000	
Iron Bridge 15KV Generator	WW	305,948		305,948	
Iron Bridge RBC Replacement	WW	9,001,931	3,351,573	12,353,504	Y
Iron Bridge SCADA System Replacement	WW	908,872		908,872	Y
Iron Bridge Sludge Processing Modifications	WW	1,508,208		1,508,208	
Jefferson Street Garage	TR		4,800,000	4,800,000	
Lake Nona South Park	RC		6,500,000	6,500,000	Y
LYNX Annual Contribution	TR	25,000	100,000	125,000	
Miracle Field	RC	234,470		234,470	
NTC Roads	TR	808,005		808,005	Y
Orlando Operations Center-Traffic Management	TR	731,000		731,000	
Radio System Upgrades	PS	840,000		840,000	
SR 15/SR 528 Interchange Improvements	TR	158,000	10,514,000	10,672,000	Y
Water Conserv II Effluent Disposal Expansion	WW	779,872		779,872	Y
Water Conserv II Effluent Filter Replacement	WW	16,549		16,549	
Water Conserv II Master Pump Station Improvements	WW	366,080		366,080	Y
WCII Transmission Pump Station VFD Additions	WW	29,120		29,120	
Other Funds Total		\$ 26,502,195	\$ 54,782,123	\$ 81,284,318	
Service Charges					
Arena Roof Replacement	RC	\$ -	\$ 600,000	\$ 600,000	
Arena Water/Leakage Repair	RC		500,000	500,000	
Bob Carr Repairs/Replacement	RC	125,000		125,000	
Citrus Bowl Surface Parking Deficiencies	TR	100,000	150,000	250,000	
Commercial Collection Vehicles	SD	161,124	161,124	322,248	Y
Computer Replacement/Revenue Software Upgrade	TR		250,000	250,000	
Crane Strand Interceptor Rehab-Phase II	WW		5,208,917	5,208,917	
Garage Maintenance/Beautification	TR	1,300,000	1,100,000	2,400,000	
Iron Bridge 10.5 MGD Expansion	WW	3,033,334		3,033,334	Y
Iron Bridge Painting	WW	606,667		606,667	
Iron Bridge RBC Replacement	WW	9,620,185	3,581,760	13,201,945	Y
Iron Bridge SCADA System Replacement	WW	850,462		850,462	Y
Iron Bridge Wetlands Pump Station Expansion	WW	1,560,000		1,560,000	Y
Residential/Recycling Collection Vehicles	SD	415,000	444,000	859,000	Y
Sewers-Misc. Repair, Replacement, Upgrade	WW	300,000	1,200,000	1,500,000	Y
Water Conserv I Lift Stations Upgrade	WW	2,997,693		2,997,693	Y
Water Conserv I Parallel Forcemain	WW	11,114,111		11,114,111	Y
Water Conserv I RIB Demolition	WW	523,080	252,300	775,380	Y
Water Conserv II Effluent Filter Replacement	WW	397,178		397,178	Y
Water Conserv II Master Pump Station Improvements	WW	8,785,920		8,785,920	Y
Water Conserv II Miscellaneous Remedial	WW	50,000	200,000	250,000	
Water Conserv II Painting	WW	175,000	350,000	525,000	
Service Charges Total		\$ 42,114,754	\$ 13,998,101	\$ 56,112,855	

Capital Improvements



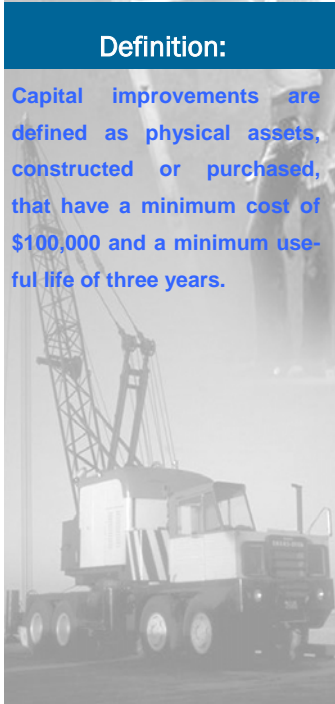
Requirement:

In accordance with the City Charter and Growth Management legislation, the City prepares a five-year Capital Improvement Program each year.



Definition:

Capital improvements are defined as physical assets, constructed or purchased, that have a minimum cost of \$100,000 and a minimum useful life of three years.



Capital Improvement Program 2003–2008

Project Name	Function	2003/2004	2004/2005 through 2007/2008	FIVE YEAR	CIE
Sewer Capacity Charges					
Beverly Shores Sewers	WW	\$ 421,508	\$ -	\$ 421,508	Y
Curry Ford Road Sewers	WW	2,155,573	255,043	2,410,616	Y
Dubsdread Area Sewers	WW	534,381		534,381	Y
Eastern Regional Reclaimed Water System	WW	23,881,044	4,674,072	28,555,116	Y
Iron Bridge 15KV Generator	WW	326,960		326,960	
Iron Bridge Sludge Processing Modifications	WW	1,611,792		1,611,792	
Lake Fairview Area Sewers	WW	5,044,134	1,700,760	6,744,894	Y
LS 37 Improvements	WW	405,514		405,514	
Michigan Area Sewers	WW	3,042,052	300,862	3,342,914	Y
Miscellaneous Neighborhood Sewers	WW	956,912	7,714,936	8,671,848	
Narcoossee Road Sewers	WW	286,213	3,387,242	3,673,455	Y
Silver Star Road Forcemain	WW	424,000		424,000	
South Orange Ave. Sewer Improvements	WW	1,820,000		1,820,000	
Water Conserv II Additional Clarifiers	WW		5,750,000	5,750,000	
Water Conserv II Effluent Disposal Expansion	WW	779,872		779,872	Y
Water Conserv II Local Area Reclaimed Water	WW	132,500		132,500	Y
Water Conserv II Odor Control	WW	437,424		437,424	
WCII Transmission Pump Station VFD Additions	WW	698,880		698,880	
Sewer Capacity Charges Total		\$ 42,958,759	\$ 23,782,915	\$ 66,741,674	
State Aid					
Conway Road-Hoffner to Beeline Expressway	TR	\$ 6,424,000	\$ -	\$ 6,424,000	Y
John Young Parkway/I-4 Interchange	TR	53,149,000		53,149,000	Y
State Aid Total		\$ 59,573,000	\$ -	\$ 59,573,000	
Stormwater Utility Fee					
Al Coithy/Euclid/Gore Drainage Improvements	SW	\$ 360,000	\$ 360,000	\$ 720,000	
Annexation Studies	SW		400,000	400,000	
Curb Replacement	SW		400,000	400,000	
Drainage Well Enhancement	SW	150,000	1,082,753	1,232,753	Y
Drainwell Repair and Rehabilitation	SW		900,000	900,000	
Engelwood Park Drainage	SW	100,000	200,000	300,000	Y
Formosa Avenue Reconstruction and Drainage Imp.	SW	200,000		200,000	
Harrison Avenue Drainage Improvements	SW		100,000	100,000	
Ivanhoe Blvd. Drainage	SW		368,000	368,000	
Lake Beauty Basin Improvements	SW		455,000	455,000	Y
Lake Enhancement Improvements	SW	100,000	1,000,000	1,100,000	Y
Lake Notasulga	SW	200,000		200,000	
Maury Rd./Edgewater Dr. Drainage	SW		1,000,000	1,000,000	
Mercy Drive Improvements	TR	450,000		450,000	
Parramore Stormwater Treatment Facility	SW	400,000	1,285,000	1,685,000	Y
Sandbar Removal	SW	72,000	900,000	972,000	
Southeast Area Drainage	SW		875,000	875,000	
Southeast Lakes Interconnect System	SW		900,000	900,000	Y
Stormwater Monitoring	SW		200,000	200,000	
System Repair and Rehabilitation	SW	530,517	2,800,000	3,330,517	Y
System Upgrade and Construction	SW	250,000	1,300,000	1,550,000	
Stormwater Utility Fee Total		\$ 2,812,517	\$ 14,525,753	\$ 17,338,270	

Capital Improvements



Requirement:

In accordance with the City Charter and Growth Management legislation, the City prepares a five-year Capital Improvement Program each year.

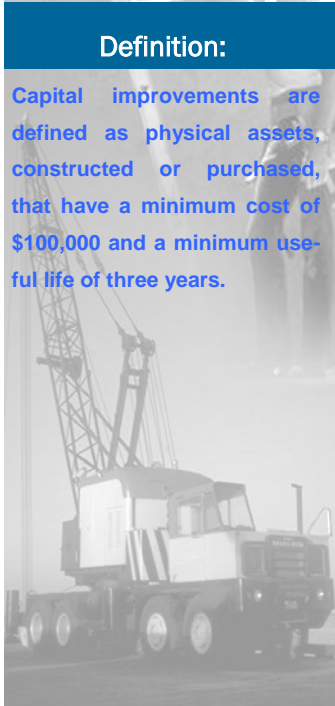
Definition:

Capital improvements are defined as physical assets, constructed or purchased, that have a minimum cost of \$100,000 and a minimum useful life of three years.

Capital Improvement Program 2003–2008

Project Name	Function	2003/2004	2004/2005 through 2007/2008	FIVE YEAR	CIE
Tax Increment Financing					
Cultural Corridor	RC	\$ 50,000	\$ 200,000	\$ 250,000	
Destination Activity and Housing Catalyst Programs	ED		1,500,000	1,500,000	
Division Avenue Streetscape	GG		2,200,000	2,200,000	
Facade Grant Program	ED	40,000	160,000	200,000	
FAMU Project Streetscape	TR		100,000	100,000	
Federal Courthouse Streetscape	TR		100,000	100,000	
Orange Avenue Streetscape	TR		1,016,000	1,016,000	
Parramore Stormwater Park	RC		1,000,000	1,000,000	
Pedestrian & Traffic Circulation Imp.-Streetscape	TR	100,000	400,000	500,000	Y
Tax Increment Financing Total		\$ 190,000	\$ 6,676,000	\$ 6,866,000	
Transportation Impact Fees					
Narcoossee Rd. Debt Service	TR	\$ 850,000	\$ 3,400,000	\$ 4,250,000	
Transportation Impact Fees Total		\$ 850,000	\$ 3,400,000	\$ 4,250,000	
Grand Total		\$ 211,393,316	\$ 267,718,563	\$ 479,111,879	

Capital Improvements



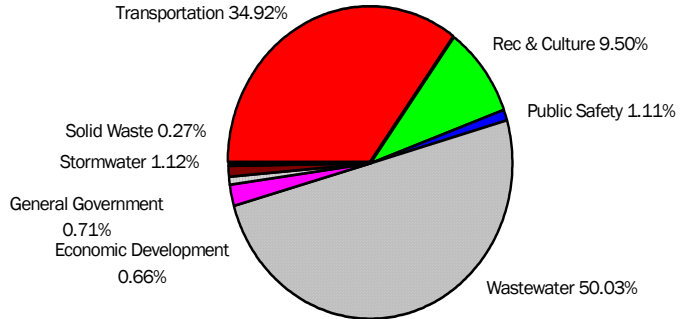
Requirement:

In accordance with the City Charter and Growth Management legislation, the City prepares a five-year Capital Improvement Program each year.

Definition:

Capital improvements are defined as physical assets, constructed or purchased, that have a minimum cost of \$100,000 and a minimum useful life of three years.

CAPITAL IMPROVEMENT BUDGET
FY 2003/2004



Wastewater	\$	105,753,309	50.03%
Transportation		73,808,096	34.92%
Recreation & Culture		20,109,270	9.50%
Economic Development		4,945,000	2.34%
Stormwater		2,362,517	1.12%
Public Safety		2,340,000	1.11%
General Government		1,499,000	0.71%
Solid Waste		<u>576,124</u>	<u>0.27%</u>
Total	\$	<u>211,393,316</u>	100.00%
Repair/Rehab/Replacement - CIP Fund	\$	3,500,000	
Other - CIP Fund		1,500,000	
Other Funds		<u>206,393,316</u>	
Total	\$	<u>211,393,316</u>	

Capital Improvements

DESCRIPTION OF MAJOR PROJECTS

Following is a description of the five largest projects included in the FY 2003/2004 capital budget. These projects may incorporate a mix of City and other funding. Further information on these and the other projects shown on the preceding schedules can be found in the 2003-2008 Capital Improvement Program document available from the Management, Budget and Accounting Department.

Project	FY 2003/04	Description
John Young Parkway/I-4 Interchange	\$ 53,149,000	A capacity deficiency at the intersection of John Young and L. B. McLeod Road results in an unacceptable level of service. This project will provide an interchange improvement at this location consistent with the Florida Department of Transportation (FDOT) recommendation. Proposed financing is based on FDOT FY2001/2002 to FY2006/2007 five year adopted transportation plan. Funding to be provided by the State.
Eastern Regional Reclaimed Water System	\$ 33,745,384	The St. Johns River Water Management District has been working with local water purveyors to identify alternative sources of water to supplement supplies from the aquifer. The Iron Bridge Treatment Plant has over 20 million gallons per day of water that could be made available to the surrounding community. The District has indicated that they may be able to bring funding to the project if it is of regional significance. Seminole County has expressed interest in participating as well. The City has proceeded with the design of a two phase system. The system will ultimately extend from Iron Bridge to the existing Conserv I Treatment Plant reclaimed system and will ultimately replace Conserv I as a source for reclaimed water as part of the flow diversion project. Seminole County will provide approximately 50% of the Phase I funding; the City will fund the balance and continue to pursue grant funding.
Iron Bridge RBC Replacement	\$ 18,622,116	The Rotating Biological Contactors (RBC's) from the original Iron Bridge Plant are approaching 20 years of service. A recent evaluation of the RBC plastic media shows that the material has significantly degraded and will need complete replacement in the near future. The cost of replacing the original system is high and the process results of RBC type systems are not comparable to newer technology. The entire system needs to be evaluated for replacement. Available technology will be reviewed and evaluated to determine how much of the existing plant can be reused. A study of alternatives will be undertaken to determine the most cost-effective approach and implement the appropriate action. Funding will be provided by the City (52%) and by its Northerly Entity partners (48%).
Water Conserv I Parallel Forcemain	\$ 11,114,111	The Conserv I service area will be generating sufficient flow in the next five years to necessitate a plant expansion. In addition, because of planned expansion at the International Airport, the current method of effluent utilization, percolation basins, will be phased out over the next 8 to 10 years. As a result, it will be necessary to find an effluent utilization system that will provide 15 million gallons per day of capacity for the Conserv I service area. Several options for plant expansion were evaluated by the Wastewater Division. The most cost effective option involves closing the Conserv I facility and diverting flow to Iron Bridge. This option will require the installation of a 36 inch forcemain to parallel the existing line from SR 436 and Curry Ford Road to the Crane Strand pumping station and the Crane Strand interceptor system. The City will fund this project in its entirety.
Water Conserv II Master Pump Station	\$ 9,152,000	Several components of the master pump station are beginning to experience problems associated with age and deterioration. In addition, the wet well is too small to allow for proper pump operation. The master pump station area has been identified as an odor source and needs to be addressed. This project also includes the flow equalization tanks. Recommended redesign of master pump station to include increasing wet well capacity, implementing odor control and potential replacement of pumps. Also includes addition of self cleaning flow equalization tanks. The City of Winter Park will pay 4% of the cost.

Requirement:

In accordance with the City Charter and Growth Management legislation, the City prepares a five-year Capital Improvement Program each year.

Definition:

Capital improvements are defined as physical assets, constructed or purchased, that have a minimum cost of \$100,000 and a minimum useful life of three years.

Capital Improvements



Requirement:

In accordance with the City Charter and Growth Management legislation, the City prepares a five-year Capital Improvement Program each year.



Definition:

Capital improvements are defined as physical assets, constructed or purchased, that have a minimum cost of \$100,000 and a minimum useful life of three years.



ESTIMATED OPERATING BUDGET IMPACTS OF SELECTED CAPITAL IMPROVEMENT PROJECTS

Operating cost impacts would be presented by the following types of projects. This listing is not meant to be all inclusive, but to indicate the type of projects that would have the greatest recurring impact on future operating budgets.

Project	Estimated Additional Personnel	Estimated Annual Personnel Cost	Estimated Annual Operating Cost	Estimated Annual Total Cost
<i>New Community/Neighborhood Center w/pool</i>	3 full time 18 part time	\$ 267,000	\$ 70,000	\$ 337,000
Projects of this type included in current five year program: College Park Community Center Rock Lake Community Center Rosemont Community Center				
<i>New Fire Station</i>				
(Personnel requirement depends upon apparatus required at station.)	15 full time	\$1,029,000	\$ 71,000	\$ 1,100,000
Projects of this type included in current five year program: Fire Station #14 (Vista East) Fire Station #16 (Lake Nona) Fire Station #17 (Baldwin Park)				
<i>New Park</i>			\$ 250,000	\$ 250,000
(The annual cost for park maintenance varies based upon park acreage, amenities and usage. Cost shown is for a 50 acre park with athletic fields, playground and restrooms.)				
Projects of this type included in current five year program: Airport Lakes Park Baldwin Park Barker Park				