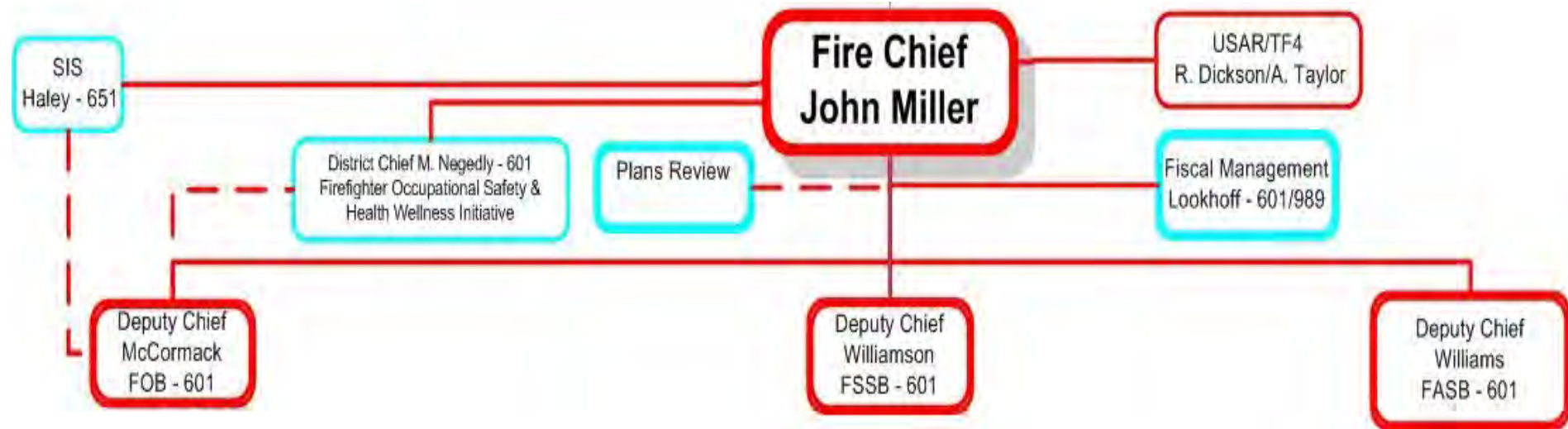




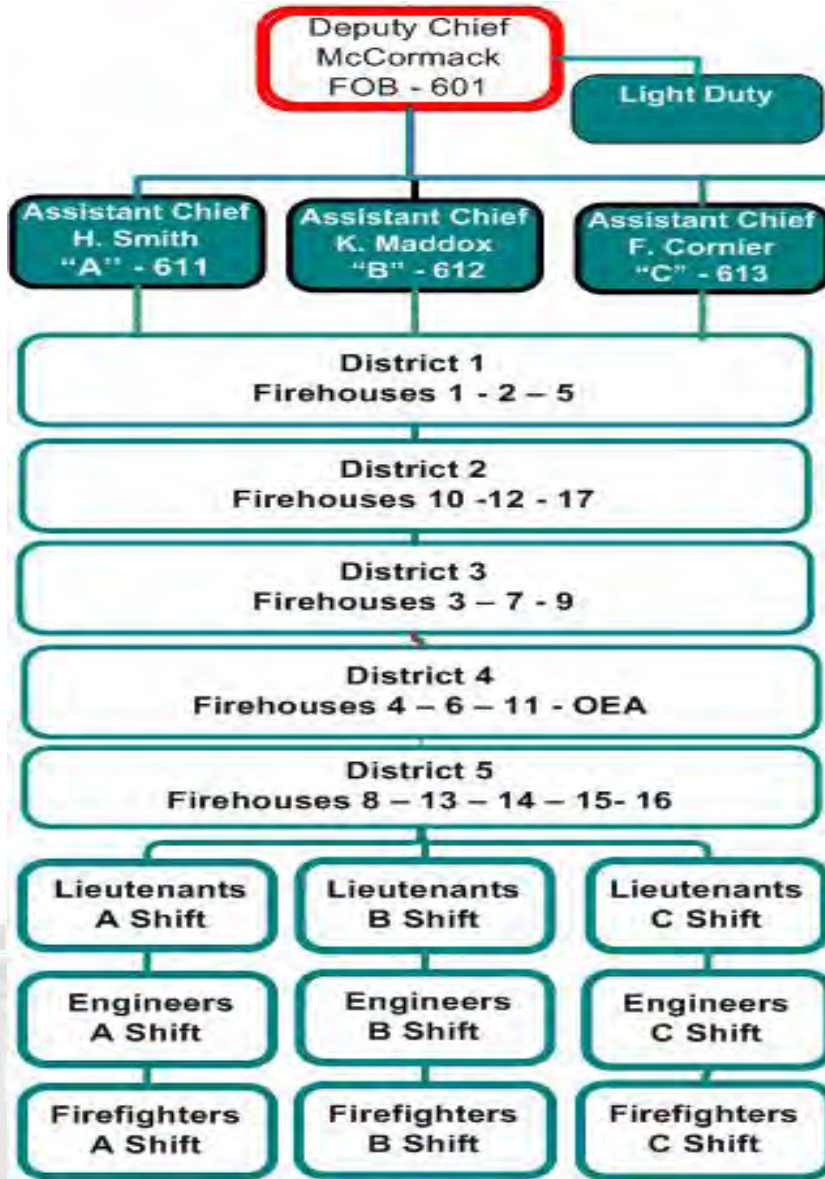
# Orlando Fire Department



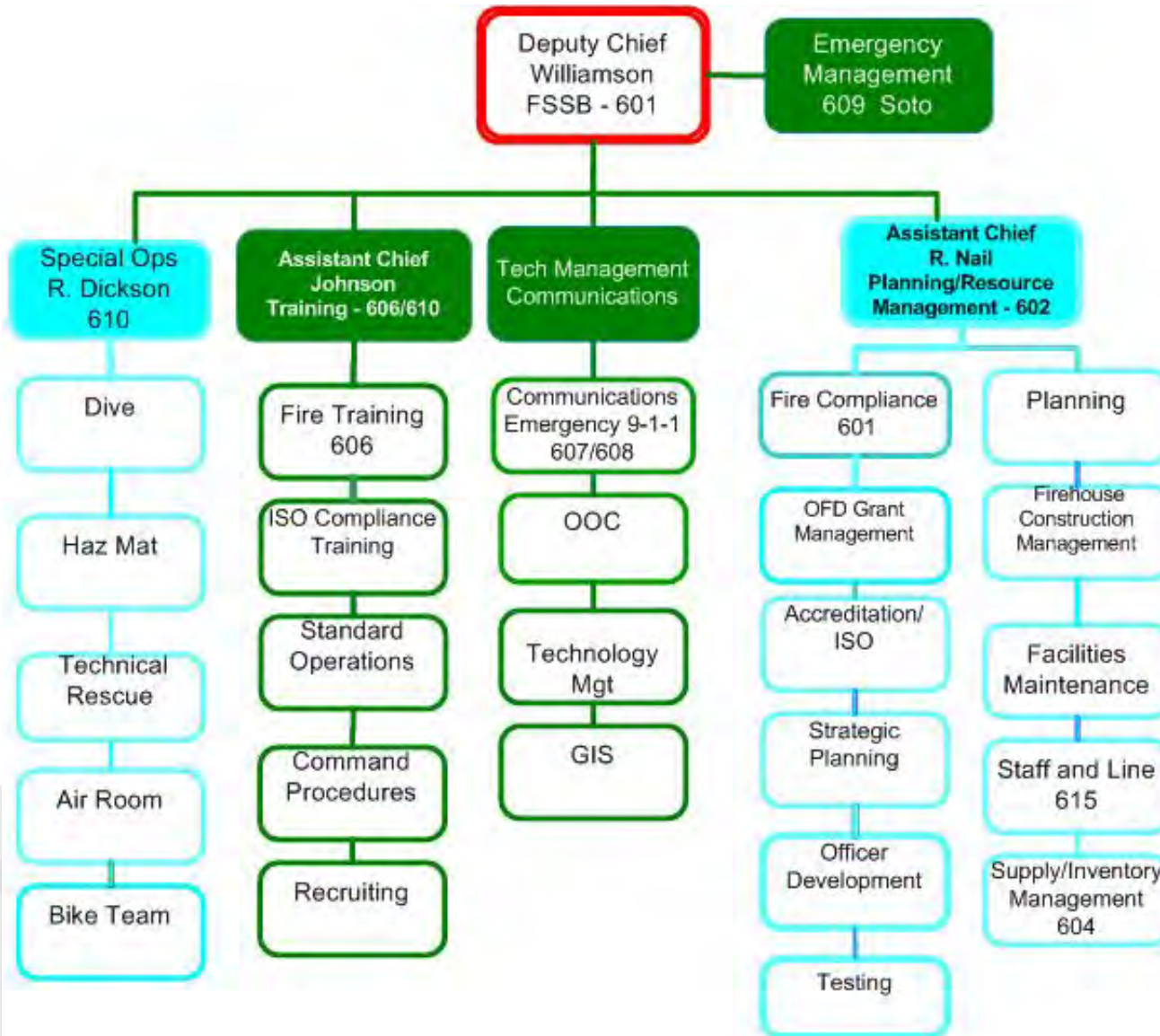
# Fire Administration



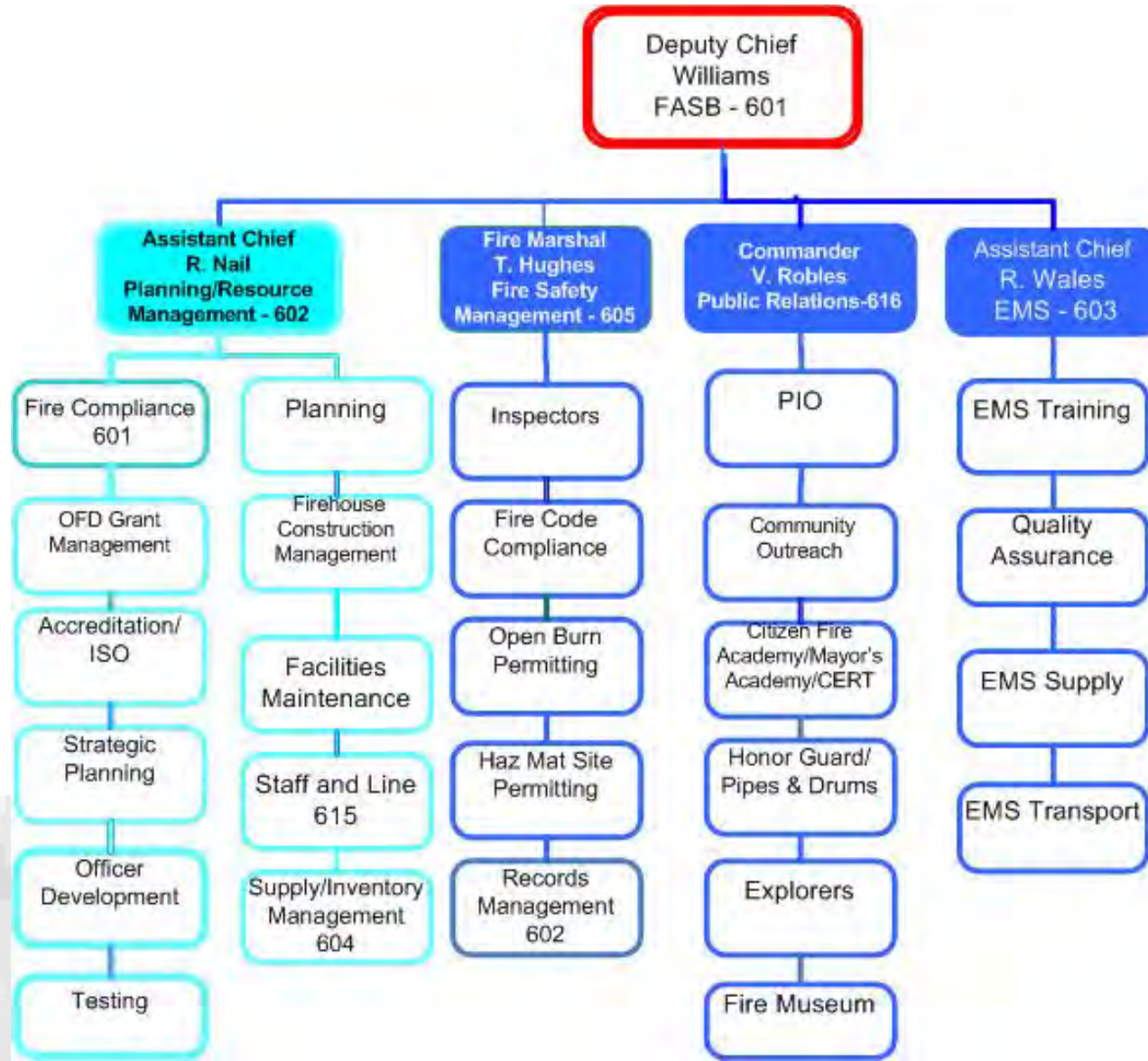
# Field Operations Bureau



# Support Services Bureau



# Administrative Services Bureau



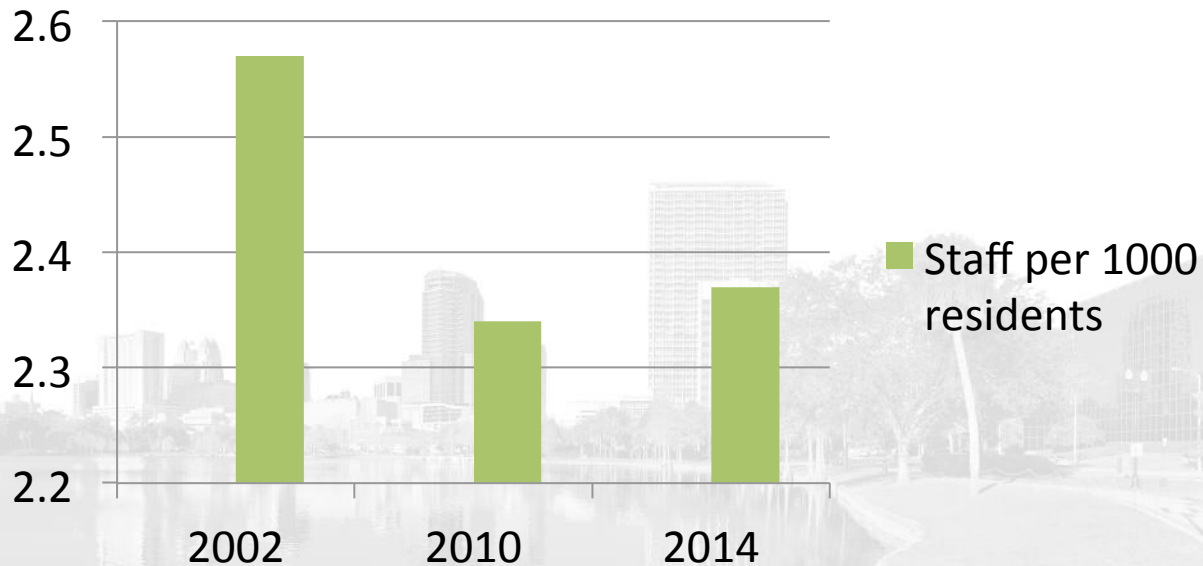
# Level of Service Trends

- Fire Department Call Volume Increase
  - 2002 – 41,198
  - 2013 – 49,308
- All Fire Calls
  - 2002 – 1,196
  - 2013 – 902
- Emergency Medical Services Calls
  - 2002 – 26,509
  - 2013 – 36,260
    - 20,000 transports per year




# Fire Department Staffing

	Sworn	Civilian	Per Capita
2002	418	64	2.57
2010	497	67	2.34
2014	521	69	2.37



# Primary Funding Sources

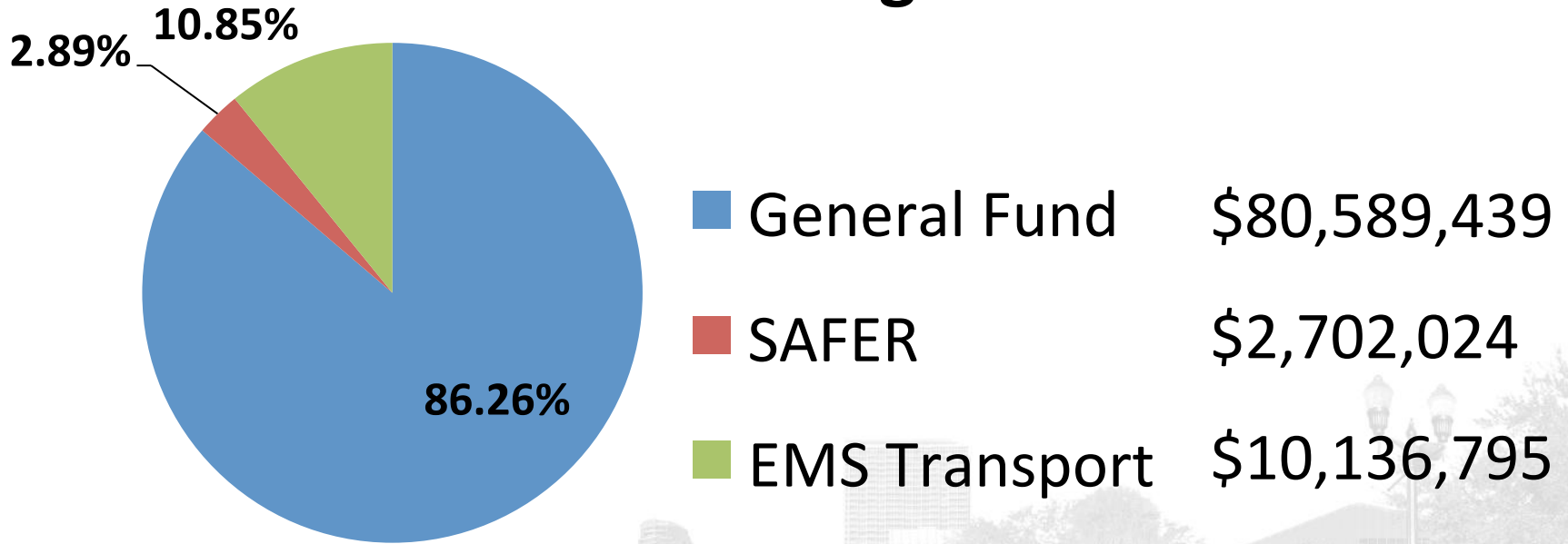
- General Fund
- EMS Transport
- SAFER Grant
- Permits and Fees
  - Fire Safety Management
- Grants
  - State Homeland Security Grant Program (SHSGP)
  - Urban Area Security Initiative (UASI)
  - CPR Initiative Grants





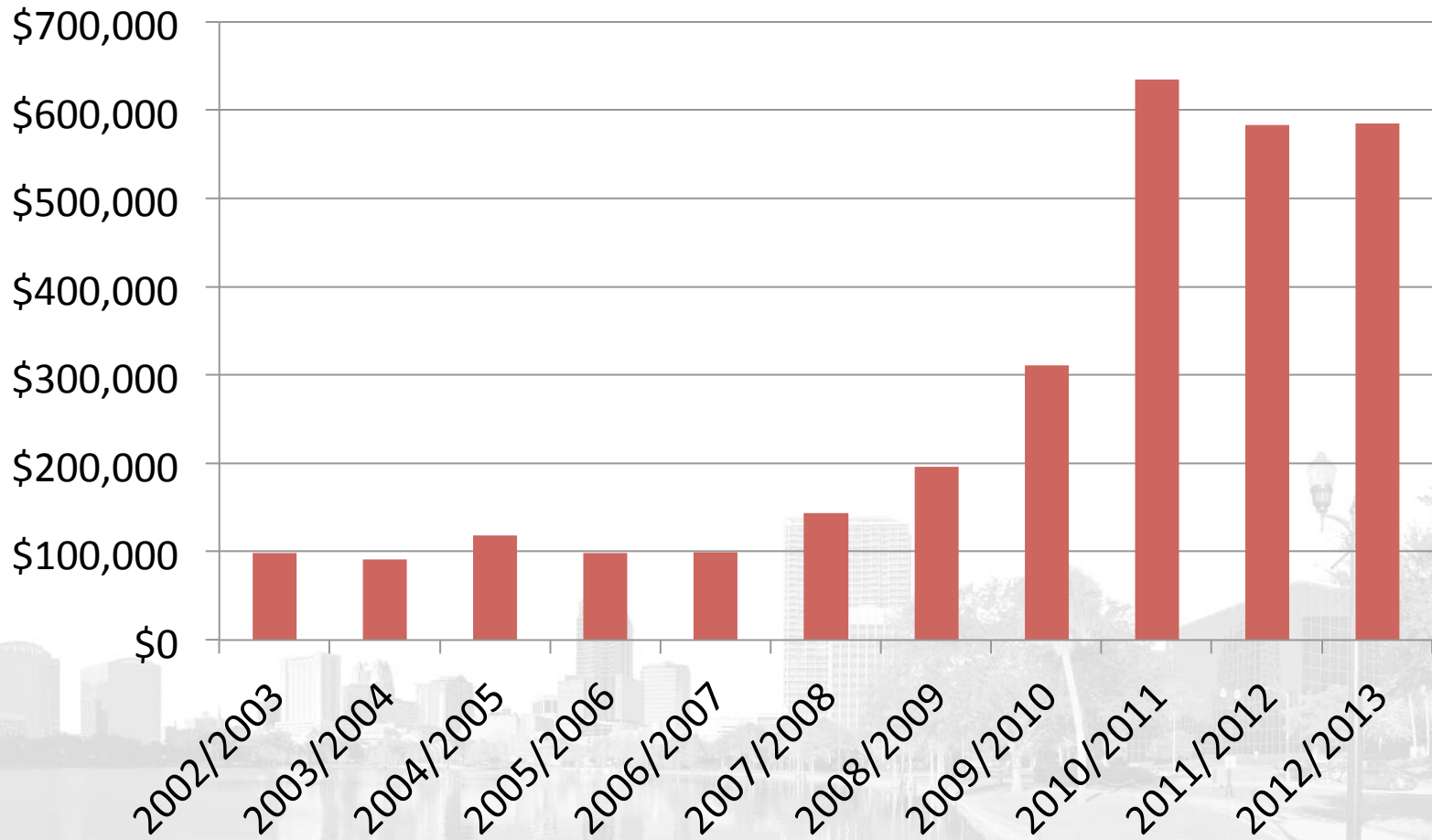
# Primary Funding Sources

## OFD Budget



# Fire Safety Management

## Permitting and False Alarms Fees



# Grants

- SAFER
  - 2009 – 8.3 million
  - 2012 – 5.2 million
- SHSGP
  - Over \$600,000 for equipment and training for Orlando HazMat and TF-4 since 2005
- UASI
  - Over \$600,000 for equipment and training for Orlando HazMat and TF-4 since 2004
- CPR
  - Over \$40,000 for equipment since 2012



# Key Accomplishments


- 4 New Fire Stations

- Station 14 (2003)
- Station 15 (2007)
- Station 17 (2007)
- Station 16 (2008)



- Rebuilt 4 Existing Fire Stations

- Station 14 (2008)
- Station 1 (2009)
- Station 7 (2009)
- Station 9 (2010)



- Fire-Based EMS Transport (2010)

# Key Accomplishments

- ISO Rating of 1 (2007 & 2012)
- National Academy of Emergency Dispatch Accreditation (2010)
- International Fire Accreditation (2013)
- Hands-Only CPR Initiative (2013)
- Officer Development Program (GOLD) (2014)



# Programs and Services

- Fire/EMS \$61,590,395
- Fire/EMS Training \$2,067,152
- Fire-based EMS Transport \$10,136,795
- Fire Safety Management \$1,069,762
- Communications \$2,119,538
- Special Teams \$1,024,139
  - Arson/Bomb
  - HazMat
  - Dive Rescue
  - Structural Collapse
  - Confined Space
  - High Angle
- Public Education \$131,932
  - Hands-Only CPR Initiative
  - Smoke Detector Program

# Industry Standards and Best Practices

- Center for Public Safety Excellence (CPSE)
- Insurance Service Office (ISO)
- National Fire Protection Association (NFPA)
- Commission on Accreditation of Ambulance Services (CAAS)
- Emergency Management Accreditation Program (EMAP)
- National Academy of Emergency Dispatch Accreditation (ACE)

# Performance Dashboard

## Emergency Medical Services

### Turnout Time



### 1<sup>st</sup> Rescue Arrival





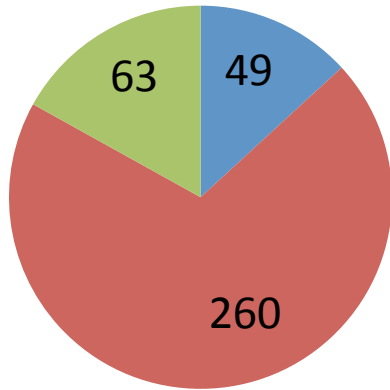
# Reductions and Cost Savings

- Salaries frozen for two years (2009, 2010)
- Increased depreciation years on vehicles
- Reduction in Personnel (2003, 2009)
  
- Safer Grant
- OFD monitors budget through weekly department BRCs
- Secured Grants to Assist in Funding

# Program Prioritization

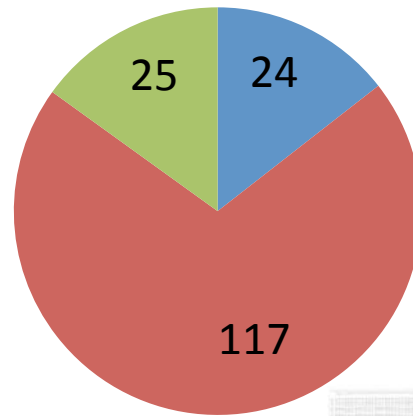
## 2012 Cardiac Arrest Types

Total = 372



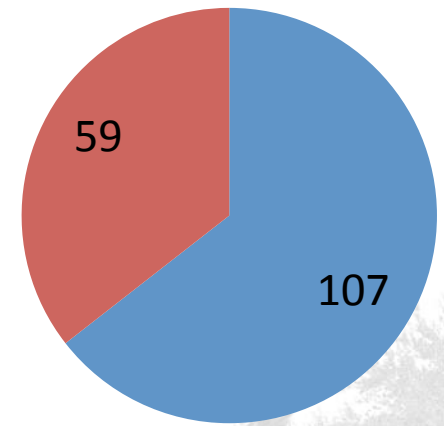
Trauma  
Medical  
Other

Workable = 166



Trauma  
Medical  
Other

ROSC = 59



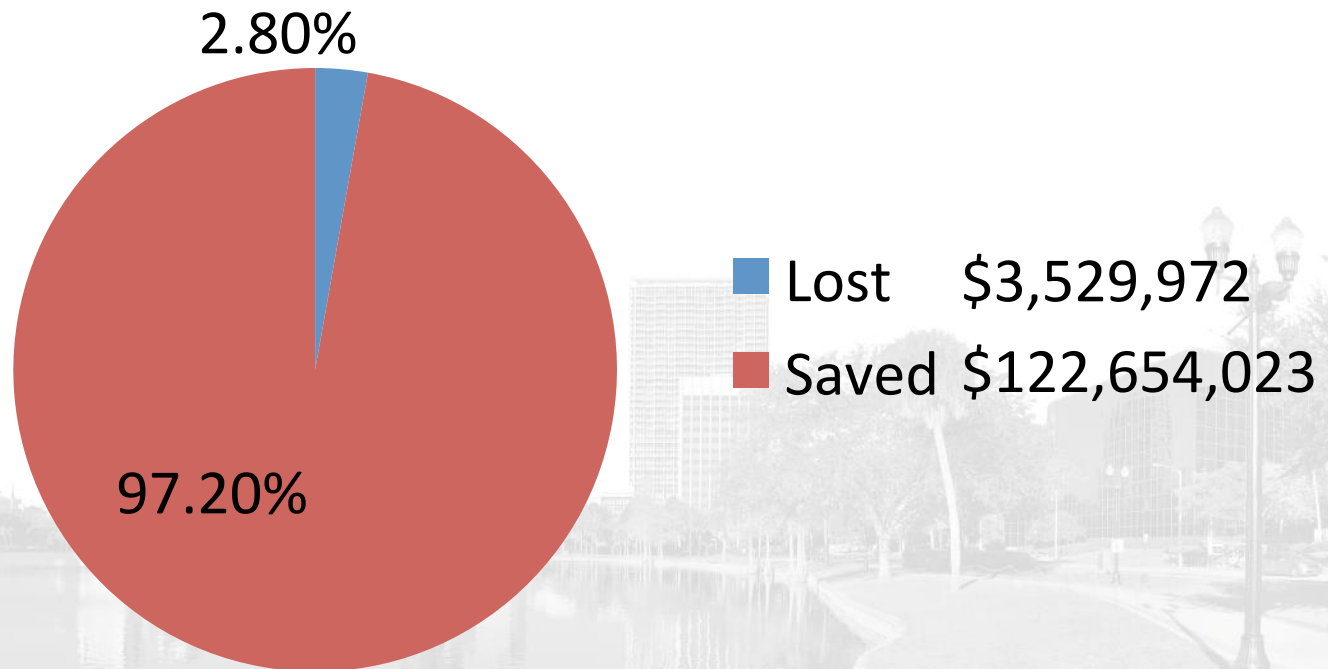
Expired  
ROSC

# Program Prioritization

## Fire Safety Management


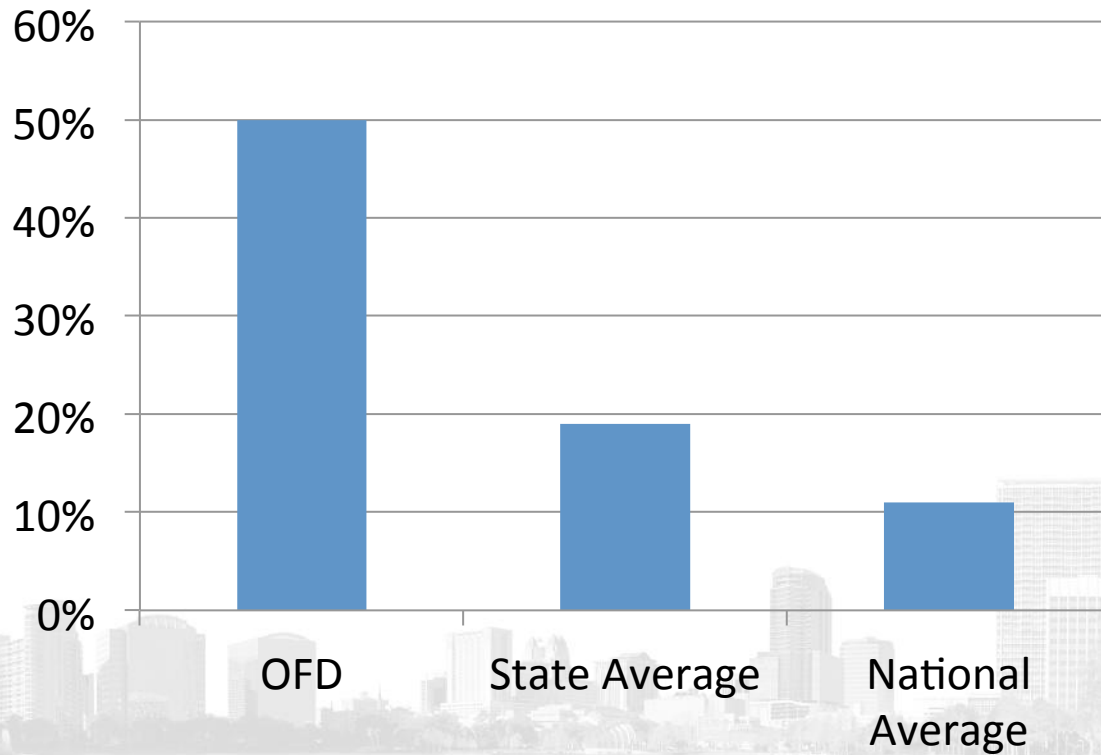
2013

Structures Lost vs. Structures Saved  
(Dollar Value)



# Program Prioritization

## Arson Arrest Rate



# Potentially Vulnerable Programs

## Impact on Level of Service

- Staffing (Sworn/Civilian)
- Fire Stations
- Units
- Programs
  - EMS Transport
  - Special Teams
  - Public Education
  - Fire Safety Management
  - Emergency Management

# Closing



- Because of Orlando's deployment model of stations and personnel, OFD is able to be 1 of the top departments in the nation.
- Due to the dedication and professionalism of personnel in each of your fire stations, OFD is able to provide the highest quality of services.
- OFD will continue to strive to meet and exceed industry standards and best practices.