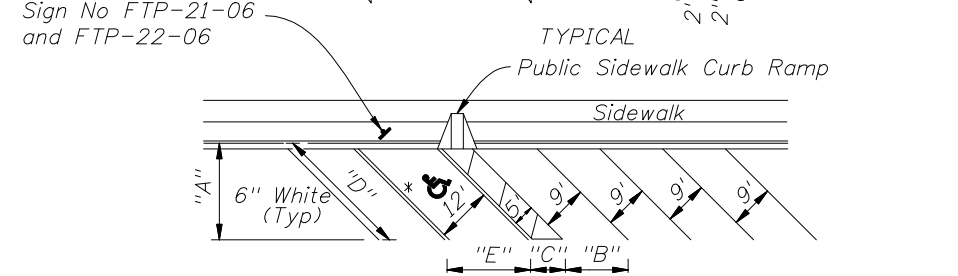


SPEED MPH	UP STREAM (A)	DOWN STREAM (B)	
		2 LANE	4 LANE
0-30	85'	60'	45'
35	100'	70'	50'

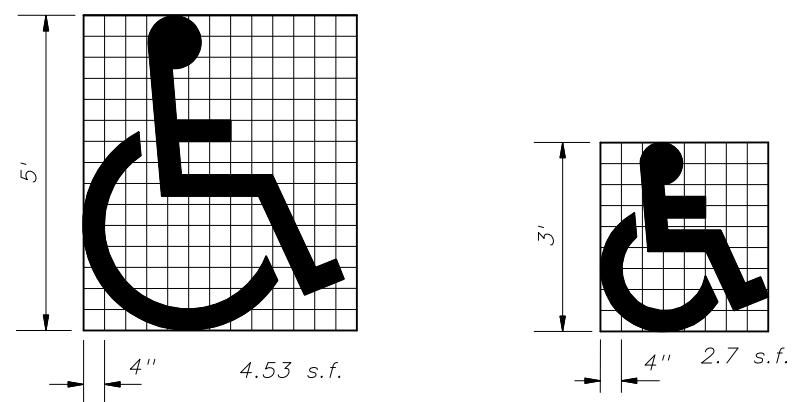
- NOTES**
- Distances measured longitudinally along the street from driver location of entering vehicle to end of parking restriction.
 - Distances applicable to intersecting street, major driveways and other driveways to the extent practical.
 - For nonsignalized intersections, the values above shall be compared with the values for signalized intersections and the maximum restrictions implemented. These restrictions apply to both accessible and nonaccessible parking.



* FOR ACCESSIBLE MARKINGS - SEE ABOVE

"DIMENSIONS"					
Δ°	"A"	"B"	"C"	"D"	"E"
45°	19'-1"	12'-9"	7'-0"	27'-0"	17'-0"
60°	20'-1"	10'-5"	5'-9"	23'-2"	13'-10"

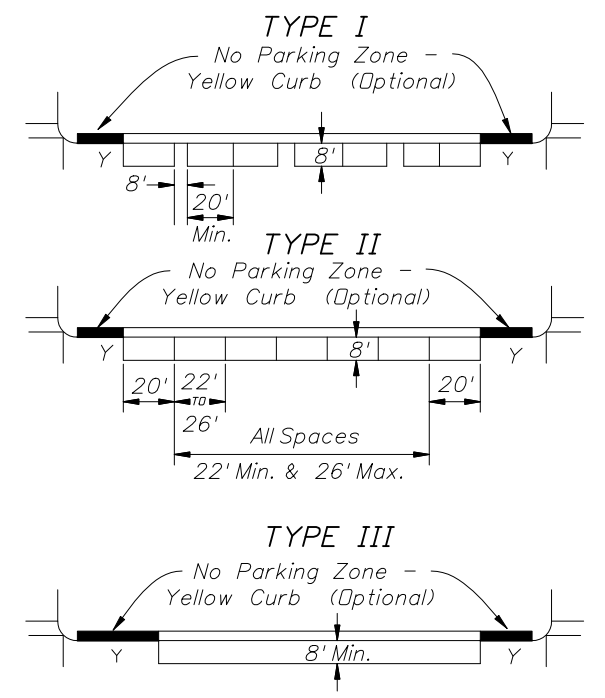
MINIMUM PARKING RESTRICTION FOR NONSIGNALIZED INTERSECTIONS



Use of pavement symbol in accessible parking spaces is optional, when used the symbol shall be 3' or 5' high and white in color.

GENERAL NOTES (Signalized & Nonsignalized)

- For entrances to a one-way street, the downstream restriction may be reduced to 20'.
- Parking shall not be allowed within 20' of a crosswalk.
- All parking lane markings shall be 6" white.
- Parking lane lines shall be broken at driveways.
- Refer to Chapter 316, Fla. Statutes, for laws governing parking spaces.
- Where curb and gutter is used, the gutter pan width may be included as part of the minimum width of parking lane, but desirably the lane width should be in addition to that of the gutter pan.



SPEED LIMIT MPH	SIGNALIZED INTERSECTIONS	DISTANCE FROM CURB RADIUS (Y)
0-30	30'	
35	50'	

PARKING RESTRICTION (FT.) FOR SIGNALIZED INTERSECTION

- NOTES:**
- Parking restrictions measured from curb radius point.
 - Restrictions for accessible parking are the same as those applied to nonsignalized intersections.


MINIMUM PARKING RESTRICTION FOR SIGNALIZED INTERSECTION

- NOTES:**
- Dimensions are to the centerline of markings.
 - An Access Aisle is required for each accessible space when angle parking is used.
 - Criteria for pavement markings only, not public sidewalk curb ramp locations. For ramp locations refer to plans.
 - Blue pavement markings shall be tinted to match shade 15180 of Federal Standards 595a.
 - The FTP-22-06 panel shall be mounted below the FTP-21-06 sign.

PAVEMENT MARKING FOR PUBLIC SIDEWALK CURB RAMP IN REST AREAS

UNIVERSAL SYMBOL OF ACCESSIBILITY

REVISIONS					
DATE	BY	DESCRIPTION	DATE	BY	DESCRIPTION
04/15/07	L.W.	Striping revised new detail added to clarify markings.			



2008 Interim Design Standard

SPECIAL MARKING AREAS (PARKING)

Interim Date 01/01/08	Sheet No. 11 of 14
Index No. 17346	